



Exam Information for Year 11 Students

2025 - 2026



Contents

Introduction	3
Malpractice	4
GCSE Summer Schedule	6
During the Exams	11
1. Who makes the rules for the GCSE exams?	11
2. What time do the exams start?	11
3. Where do candidates line up before the exams?	11
4. What do candidates wear when sitting exams?	11
5. What equipment do candidates need to bring to each exam?	11
6. What are candidates not allowed to bring into the exam room?	11
7. Why can't I bring my mobile phone into the exam room?	11
8. Can I still have my phone to monitor my glucose levels?	12
9. Can candidates take food and drink into the exam room?	12
10. Where are personal belongings stored during the exams?	12
11. Where do I sit in the exam?	12
12. Who supervises candidates in the exam hall?	12
13. Can candidates start writing straight away when they sit down?	12
14. What do I do if I have the wrong exam paper?	13
15. What do I do if I forget my candidate number or the centre number?	13
16. Can I go to the toilet during the exam?	13
17. Can I leave the exam early if I have finished?	13
18. What happens at the end of the exam?	13
19. Can candidates take the exam paper out of the exam room?	13
20. What happens if the fire alarm goes off during the exam?	13
21. What if there is a lockdown?	14
22. What if I feel ill during the exam?	14
23. What happens if I am too ill to come to school and sit the exam?	14
24. What is an Appeal for Special Consideration?	15
25. If I am late, can I still sit the exam?	15
26. If I miss the exam, can I take it on another day?	15
After the Exam	16
1. When are GCSE results issued?	16
2. Can my parents collect my GCSE results for me?	16
3. Post Results Services	16
4. When are GCSE Exam Certificates issued?	16
5. What happens if I lose my GCSE certificate in the future?	16
JCQ Information for Candidates	17



Introduction

We would like to make your exam experience as smooth and successful as we can.

This booklet aims to provide you with the information you need for the 2026 GCSE exam season. We have put this together using a series of FAQs, along with the answers, which we hope you will find helpful. Please read it carefully and show it to your parents/carers so that they are also aware of the exam regulations and the procedures to follow.

It is important that you pay attention to the JCQ Information for Candidates. These must be followed. You have also had several assemblies outlining the regulations and have followed these in all mock exams.

Copies of all exam procedures can be found on the school website under the academic development area/exams.

Key Exam People and Contacts

Mrs Bowden	Exams Officer	ebo@gilberd.com
Mrs Wardleworth	Exams Administrator	hwr@gilberd.com
Mrs Burman	Head of Y11	nbm@gilberd.com
Mr Owens	Assistant Head of Y11	low@gilberd.com
Miss Bird	Deputy Headteacher	abi@gilberd.com
Mrs Chase	Assistant Headteacher	kch@gilberd.com
Miss Parker	SENCO	lpa@gilberd.com

Please remember that we are all here to help you during this very important time should you or your parents/carers have any questions or need any further help or advice at any time before, during or after the exams.

Before the Exams – things to check

Statement of Entry

All candidates will receive a statement of entry from the school indicating the subjects they are being entered for. Please check that these are correct. Most subjects only have one tier of entry. For German, French, Science and Mathematics, check whether you have been entered for the correct tier, foundation or higher. Speak to your teacher and the exams team if you think a mistake has been made.

Candidate Name

Candidates are entered under the name format of first name, plus middle and surname, e.g. Adam John Smith. Please note that your legal name is used, not your preferred name. This will also appear on your exam certificate.

Contact Numbers

Please check that the school has up to date contact numbers for your parents/carers, so that we can get hold of you and them during the exam series.

Timetables

A copy of the exam timetable is on pages 6-10 with details of the date, time and duration of every exam. Check this carefully and make sure that you know the dates and times of all your exams. It is



your responsibility to know when your exams are taking place. You will receive a personalised copy of the timetable once exam entries are finalised. The date of the first written GCSE exam is **Wednesday 7th May 2026**. The last scheduled exam to take place at The Gilberd is on **Tuesday 16th June 2026**.

JCQ National Contingency Days

JCQ have selected **Wednesday 24th June 2026** to be the exam national contingency date for 2026. Candidates should, therefore, **remain available** up to and including **Wednesday 24th June 2026** should exams need to be rescheduled for any reason.

Exam Clashes

Sometimes the exam boards put two subject exams on at the same time. If you have an exam timetable clash, you will receive a memo from the exams team alerting you. This will also explain how the clash has been resolved. The school will re-schedule your papers internally (on the same day) where there is a clash of subjects. Candidates normally sit one paper, then have a supervised break. You must not have any communication with other candidates, nor access to mobile phones etc. You will then sit the second subject paper. It may be necessary for you to bring a packed lunch if you have exams in the morning and afternoon, as you will have to remain in isolation until both exams are completed.

Taking Care of Yourself

Make sure you get a good night's sleep before each exam. Do not get up late on the day of an exam. Make sure you have breakfast and leave plenty of time to get to school. Make sure you go to the toilet before each exam; some are 2 hours long. If you find an exam difficult, try not to worry about this and instead just focus on the next day's exams.

Malpractice

To maintain the integrity of qualifications, we follow JCQ regulations. You have followed these whilst doing your NEAs and mock exams. Malpractice is when you break the regulations/rules. Any alleged, suspected or actual incidents of malpractice will be investigated and reported to the relevant exam board. Further information can be found in:

https://www.jcq.org.uk/wp-content/uploads/2025/09/Malpractice_Sep25_FINAL.pdf

(Appendix 6 outlines the possible sanctions against candidates for examples of malpractice.)

Examples of Malpractice According to JCQ:

- Taking unauthorised material into the examination room
- Breaching examination conditions.
- Exchanging, obtaining, receiving, or passing on information which could be examination related (or the attempt to)
- Offences relating to the content of candidates' work.
- Undermining the integrity of examinations/assessments.
- Copying or allowing work to be copied – e.g. posting written work on social networking sites prior to an examination/assessment.
- Allowing others to help produce your work or helping others with theirs.
- Asking others about what questions your exam will include (even if no one tells you).
- Having or sharing details about exam questions before the exam - whether you think these are real or fake; or not telling exam boards or your school/college about exam information being shared.
- Buying/asking for/sharing exam or assessment content, including via social media.



- Passing on rumours of what's in exams or assessments, including via social media.
- Sharing your work, including on social media.
- Working with others so that your assessment is not your own independent work.

Research and Referencing Coursework/NEAs

Where computer-generated content has been used, (such as an AI Chatbot), your reference must show the name of the AI bot used and should show the date the content was generated. For example: ChatGPT 3.5 (<https://openai.com/blog/chatgpt/>), 25/01/2025. You must submit a copy of the computer-generated content with your work for reference and authentication purposes.

If you copy the words, ideas or outputs of others and do not show your sources in references and a bibliography, this will be considered as cheating.

Plagiarism in Coursework/NEAs

Plagiarism involves taking someone else's words, thoughts, ideas or outputs and trying to pass them off as your own. It is a form of cheating which is taken very seriously.

NEAs (Non-Examination Assessments)

Non-examination assessments measure subject-specific knowledge and skills that cannot be tested by timed written papers.

Your subject teacher keep you informed of when assessments are taking place and the deadlines for completion.

When undertaking NEAs, coursework and internally assessed work:

- you MUST meet the deadlines that your teacher gives you
- you MUST keep your work secure and confidential
- you MUST not write inappropriate, offensive or obscene material
- you MUST NOT misuse AI

If it is discovered that you have broken the regulations, one of the following penalties will be applied:

- the piece of work will be awarded zero marks
- you will be disqualified from that component for the examination series in question
- you will be disqualified from the whole subject for that examination series
- you will be disqualified from all subjects and barred from entering again for a period of time. The awarding body will decide which penalty is appropriate.

Internal Appeals Procedure (NEA)

The school will ensure that candidates are informed of their centre assessed marks so that they may request a review of the centre's marking before marks are submitted to the awarding body.

Details of the Internal Appeals Procedure can be found on the school's website



Exam Timetable Summer 2026

Exam Date	Exam Board	Exam Code	Subject	Title	Exam Time	Exam Duration
07/05/2026	Pearson	1TU0 1H	Turkish	Paper 1: Listening and understanding in Turkish Higher Tier	AM	0h 45m
07/05/2026	Pearson	1TU0 3H	Turkish	Paper 3: Reading and understanding in Turkish Higher Tier	AM	1h 05m
07/05/2026	Pearson	1GN1 2F	German	Paper 2: Listening and understanding in German Foundation Tier	PM	0h 50m
07/05/2026	Pearson	1GN1 2H	German	Paper 2: Listening and understanding in German Higher Tier	PM	1h 05m
08/05/2026	OCR	J282/01	Latin	Language	AM	1hr 30m
08/05/2026	AQA	8261/W	Drama	Drama	PM	1h 45m
11/05/2026	AQA	8702/1	English Literature	English Literature Paper 1	AM	1h 45m
11/05/2026	Pearson	1BS0 01	Business	Paper 1: Investigating Small Business	PM	1h 45m
11/05/2026	Pearson	1CN0 1H	Chinese	Paper 1: Listening and understanding in Chinese Higher Tier	PM	0h 45m
11/05/2026	Pearson	1CN0 3H	Chinese	Paper 3: Reading and understanding in Chinese Higher Tier	PM	1h 05m
12/05/2026	AQA	8062/13	Religious Studies	Paper 1: Christianity & Islam	AM	1h 45m
12/05/2026	Pearson	1BI0 1F	Biology	Paper 1 Foundation Tier	PM	1h 45m
12/05/2026	Pearson	1BI0 1H	Biology	Paper 1 Higher Tier	PM	1h 45m
12/05/2026	Pearson	1SC0 1BF	Combined Science	Paper 1: Biology 1 Foundation Tier	PM	1h 10m
12/05/2026	Pearson	1SC0 1BH	Combined Science	Paper 1: Biology 1 Higher Tier	PM	1h 10m
13/05/2026	AQA	8035/1	Geography	Geography Paper 1	AM	1h 30m
13/05/2026	OCR	J277	Computer Science	Paper 2 Computational thinking, algorithms and programming	PM	1h 30m
14/05/2026	Pearson	1MA1 1F	Mathematics	Paper 1 (Non-Calculator) Foundation Tier	AM	1h 30m
14/05/2026	Pearson	1MA1 1H	Mathematics	Paper 1 (Non-Calculator) Higher Tier	AM	1h 30m
14/05/2026	Pearson	1GN1 3F	German	Paper 3: Reading and understanding in German Foundation Tier	PM	0h 45m



14/05/2026	Pearson	1GN1 3H	German	Paper 3: Reading and understanding in German Higher Tier	PM	1h 00m
15/05/2026	Pearson	1HI0	History	Paper 1:	AM	1h 20m
5/15/2026	OCR	J282	Latin	Literature	PM	1hr 00m
18/05/2026	Pearson	1CH0 1F	Chemistry	Paper 1 Foundation Tier	AM	1h 45m
18/05/2026	Pearson	1CH0 1H	Chemistry	Paper 1 Higher Tier	AM	1h 45m
18/05/2026	Pearson	1SC0 1CF	Combined Science	Paper 2: Chemistry 1 Foundation Tier	AM	1h 10m
18/05/2026	Pearson	1SC0 1CH	Combined Science	Paper 2: Chemistry 1 Higher Tier	AM	1h 10m
18/05/2026	Pearson	1CN0 4H	Chinese	Paper 4: Writing in Chinese Higher Tier	PM	1h 25m
19/05/2026	AQA	8702/2	English Literature	English Literature Paper 2	AM	2h 15m
19/05/2026	OCR	J277	Computer Science	Paper 1 Computer Systems	PM	1h 30m
20/05/2026	Pearson	1FR1 2F	French	Paper 2: Listening and understanding in French Foundation Tier	AM	0h 45m
20/05/2026	Pearson	1FR1 2H	French	Paper 2: Listening and understanding in French Higher Tier	AM	1h 00m
20/05/2026	AQA	8062/2A	Religious Studies	Paper 2A: Thematic studies (excluding textual studies)	PM	1h 45m
20/05/2026	AQA	8061/1-5	Religious Studies (Short course)	Religious Studies (Short course)	PM	1h 45m
21/05/2026	AQA	8700/1	English Language	English Language Paper 1	AM	1h 45m
21/05/2026	Pearson	1BS0 02	Business	Paper 2: Building a Business	PM	1h 45m
22/05/2026	Pearson	1AA0 1H	Arabic	Paper 1: Listening and understanding in Arabic Higher Tier	AM	0h 45m
22/05/2026	Pearson	1AA0 3H	Arabic	Paper 3: Reading and understanding in Arabic Higher Tier	AM	1h 05m
22/05/2026	Pearson	1IN0 1H	Italian	Paper 1: Listening and understanding in Italian Higher Tier	AM	0h 45m
22/05/2026	Pearson	1IN0 3H	Italian	Paper 3: Reading and understanding in Italian Higher Tier	AM	1h 00m



22/05/2026	Pearson	1TU0 4H	Turkish	Paper 4: Writing in Turkish Higher Tier	AM	1h 25m
22/05/2026	OCR	J587	Physical Education	Paper 1 Physical factors affecting performance	AM	1h 00m
01/06/2026	Pearson	1IN0 4H	Italian	Paper 4: Writing in Italian Higher Tier	AM	1h 20m
01/06/2026	OCR	J587	Physical Education	Paper 2 Social-cultural issues and sports psychology	AM	1h 00m
01/06/2026	Pearson	1GN1 4F	German	Paper 4: Writing in German Foundation Tier	PM	1h 15m
01/06/2026	Pearson	1GN1 4H	German	Paper 4: Writing in German Higher Tier	PM	1h 20m
02/06/2026	Pearson	1PH0 1F	Physics	Paper 1 Foundation Tier	AM	1h 45m
02/06/2026	Pearson	1PH0 1H	Physics	Paper 1 Higher Tier	AM	1h 45m
02/06/2026	Pearson	1SC0 1PF	Combined Science	Paper 3: Physics 1 Foundation Tier	AM	1h 10m
02/06/2026	Pearson	1SC0 1PH	Combined Science	Paper 3: Physics 1 Higher Tier	AM	1h 10m
6/2/2026	OCR	J282	Latin	Literature	PM	1hr 00m
02/06/2026	AQA	8688/RH	Polish	Polish Paper 3	PM	1h
02/06/2026	AQA	8688/LH	Polish	Polish Paper 1	PM	45m
02/06/2026	Pearson	1AA0 4H	Arabic	Paper 4: Writing in Arabic Higher Tier	PM	1h 25m
02/06/2026	Pearson	1PG0 1H	Portuguese	Paper 1: Listening and understanding in Portuguese Higher Tier	PM	0h 45m
02/06/2026	Pearson	1PG0 3H	Portuguese	Paper 3: Reading and understanding in Portuguese Higher Tier	PM	1h 00m
02/06/2026	Pearson	1PN01H	Persian	Paper 1: Listening and understanding in Persian Higher Tier	PM	50m
02/06/2026	Pearson	1PN01H	Persian	Paper 3: Reading and understanding in Persian Higher Tier	PM	1hr 05m
03/06/2026	Pearson	1MA1 2F	Mathematics	Paper 2 (Calculator) Foundation Tier	AM	1h 30m
03/06/2026	Pearson	1MA1 2H	Mathematics	Paper 2 (Calculator) Higher Tier	AM	1h 30m
03/06/2026	AQA	8035/2	Geography	Geography Paper 2	PM	1h 30m
03/06/2026	OCR	R032	Health & Social Care	Principles of Care in Health and social care settings	PM	1h 15m
04/06/2026	Pearson	1HI0	History	Paper 2	AM	1h 50m



04/06/2026	Pearson	1FR1 3F	French	Paper 3: Reading and understanding in French Foundation Tier	PM	0h 45m
04/06/2026	Pearson	1FR1 3H	French	Paper 3: Reading and understanding in French Foundation Tier	PM	1h 00m
05/06/2026	AQA	8700/2	English Language	English <u>Language Paper 2</u>	AM	1h 45m
05/06/2026	AQA	8271/W	Music	Music	PM	1h 30m
08/06/2026	Pearson	1BI0 2F	Biology	Paper 2 Foundation Tier	AM	1h 45m
08/06/2026	Pearson	1BI0 2H	Biology	Paper 2 Higher Tier	AM	1h 45m
08/06/2026	Pearson	1SC0 2BF	Combined Science	Paper 4: Biology 2 Foundation Tier	AM	1h 10m
08/06/2026	Pearson	1SC0 2BH	Combined Science	Paper 4: Biology 2 Higher Tier	AM	1h 10m
08/06/2026	Pearson	1FR1 4F	French	Paper 4: Writing in French Foundation Tier	PM	1h 15m
08/06/2026	Pearson	1FR1 4H	French	Paper 4: Writing in French Higher Tier	PM	1h 20m
09/06/2026	Pearson	1SP1 2H	Spanish	Paper 2: Listening and understanding in Spanish Higher Tier	AM	1h 05m
09/06/2026	Pearson	1HI0	History	Paper 3	PM	1h 30m
10/06/2026	Pearson	1MA1 3F	Mathematics	Paper 3 (Calculator) Foundation Tier	AM	1h 30m
10/06/2026	Pearson	1MA1 3H	Mathematics	Paper 3 (Calculator) Higher Tier	AM	1h 30m
10/06/2026	Pearson	1DT0 1F	Design & Technology	Timbers	PM	1h 45m
11/06/2026	AQA	8035/3	Geography	Geography Paper 3	AM	1h 30m
11/06/2026	WJEC	C560UA0-1	Food Preparation and Nutrition	Food Preparation and Nutrition Component 1 (Written) (<u>Edugas</u>)	PM	1h 45m
11/06/2026	OCR	J282	Latin	Literature and Culture	PM	1hr 00m
12/06/2026	Pearson	1CH0 2F	Chemistry	Paper 2 Foundation Tier	AM	1h 45m
12/06/2026	Pearson	1CH0 2H	Chemistry	Paper 2 Higher Tier	AM	1h 45m
12/06/2026	Pearson	1SC0 2CF	Combined Science	Paper 5: Chemistry 2 Foundation Tier	AM	1h 10m
12/06/2026	Pearson	1SC0 2CH	Combined Science	Paper 5: Chemistry 2 Higher Tier	AM	1h 10m
12/06/2026	Pearson	1PG0 4H	Portuguese	Paper 4: Writing in Portuguese Higher Tier	PM	1h 20m
12/06/2026	AQA	8236/W	Dance	Dance	PM	1h 30m
12/06/2026	AQA	8688/WH	Polish	Polish Paper 4	PM	1h 15m
12/06/2026	AQA	1PN04H	Persian	Paper 4: Writing in Persian Higher Tier	PM	1hr 25m



15/06/2026	Pearson	1PH0 2F	Physics	Paper 2 Foundation Tier	AM	1h 45m
15/06/2026	Pearson	1PH0 2H	Physics	Paper 2 Higher Tier	AM	1h 45m
15/06/2026	Pearson	1SC0 2PF	Combined Science	Paper 6: Physics 2 Foundation Tier	AM	1h 10m
15/06/2026	Pearson	1SC0 2PH	Combined Science	Paper 6: Physics 2 Higher Tier	AM	1h 10m
15/06/2026	OCR	6993	Additional Mathematics	Additional mathematics	PM	2h 00m
16/06/2026	Pearson	1SP1 3H	Spanish	Paper 3: Reading and understanding in Spanish Higher Tier	AM	1h 00m
16/06/2026	Pearson	1SP1 4H	Spanish	Paper 4: Writing in Spanish Higher Tier	AM	1h 20m

Contingency Day is Wednesday 24th June 2026



During the Exams

1. Who makes the rules for the GCSE exams?

Public exams must be run according to JCQ Regulations. The school must report any breach of the regulations to the exam awarding body. A breach of the rules is classed as **malpractice**. A copy of the JCQ regulations that apply to NEAs/coursework and exams can be found in this booklet. You have been made aware of these regulations in assemblies and by your teachers. Check these again carefully.

2. What time do the exams start?

Candidates must check their own timetable and arrive at school on the correct day and time for each exam. You should arrive in the **South Hall** no later than **8.40am** for a morning exam and **12.40pm** for an afternoon exam. Morning exams start at **9.00am** and afternoon exams at **1.00pm**.

A few shorter afternoon exams will start at 1.30pm, to ensure we comply with JCQ regulations. We will notify you when this is the case.

3. Where do candidates line up before the exams?

You should wait quietly in **South Hall** until you are asked to line up by a member of the Senior Team or your Head of Year in **candidate number order**. Check the seating plans, displayed on the wall, and ask staff for help if you cannot find your name or candidate number.

4. What do candidates wear when sitting exams?

Full school uniform must be worn by all candidates attending school for exams.

5. What equipment do candidates need to bring to each exam?

You must either use a clear, colourless pencil case or a clear plastic bag for your pens, pencils etc. Pens should be black ball point. Bring at least two to every exam.

No Tippex, correction pens or gel pens are allowed. Do not use a highlighter on your exam answer booklet. (You can annotate the question paper if this helps you.)

All calculators must conform to the exam regulations. If in doubt, check with your maths teacher. Remove any covers or instructions and leave these in your bags. Make sure batteries are new.

You cannot borrow equipment from other candidates during the exam.

6. What are candidates not allowed to bring into the exam room?

No unauthorised materials or notes are allowed in the exam room. (This includes writing on hands and arms.) You cannot wear a watch. You also cannot bring your bag or coats into the exam hall. You cannot take in any electronic devices or EarPods.

7. Why can't I bring my mobile phone into the exam room?

Being in possession of a mobile phone (or any other electronic communication device, e.g. iPod, headphones, air pods, electronic glasses, watches) is regarded as **malpractice/cheating** and is subject to severe penalty from the awarding bodies. Even if your **phone** is found on you but is **switched off**, you will be **disqualified** for that specific paper. If it is found to be switched on, you are likely to be **disqualified** for all papers for that subject. If found in possession of a mobile phone or other electronic device, the school will report you to the awarding body, as this is malpractice.



8. Can I still have my phone to monitor my glucose levels?

Yes, but you must discuss this with the Exams Officer and Head of Year prior to the exams. During the exam you must switch your phone off and hand it to the designated invigilator. You are responsible for collecting it at the end of the exam.

9. Can candidates take food and drink into the exam room?

No food is allowed in the exam rooms. If you have a cough, you may bring in unwrapped cough sweets in a clear bag but please alert one of the invigilators.

You may take a bottle of still water into the exam room. The bottle must be clear, with no label or writing on the outside.

10. Where are personal belongings stored during the exams?

You cannot take bags or coats into the exam room. Store your belongings in your locker. Any bags and coats that cannot be placed in your locker can be left in the Year 11 dining hall. Leave any valuables such as your mobile phone at home on the day of your exams.

11. Where do I sit in the exam?

You sit in candidate number order. You will already be lined up in this order from the yellow floor gym. The exams team will lead candidates across to the exam hall and you will find the desk with your name and candidate number on it. A seating plan of the exam room must be made, showing where each candidate is seated for every exam.

12. Who supervises candidates in the exam hall?

The school employs external invigilators to conduct the exams. **They must follow the JCQ regulations and uphold the integrity of the external exams process.** Students are expected to behave in a respectful manner towards all invigilators and always follow their instructions. Students who are **disruptive, communicate with others, distract other students, or behave in an unacceptable manner** will be removed from the exam room by invigilators and members of the Senior Leadership Team.

If you disrupt an exam, this will be dealt with in line with **JCQ Regulations and the Malpractice Procedure.**

Invigilators will distribute and collect the exam papers, tell candidates when to start and finish the exam, hand out extra writing paper if required and deal with any issues that occur during the exam.

Invigilators **cannot discuss the exam paper** with you or explain the questions.

13. Can candidates start writing straight away when they sit down?

No. Do not open the exam paper until you are told to do so.

Do not start writing until you are told to do so by the invigilator. Listen carefully to the instructions and notices read out by the invigilator – there may be an amendment to the exam paper that you need to know about. Check you have the correct question paper – check the subject, paper and tier of entry.



14. What do I do if I have the wrong exam paper?

If you think you have the wrong paper, put your hand up and ask the invigilator to check.

15. What do I do if I forget my candidate number or the centre number?

Your candidate number is displayed on the desk sheet on your desk. For each exam, the centre number and actual start and finishing times are displayed in the room.

16. Can I go to the toilet during the exam?

Make sure you go to the toilet **before** the exam.

If it is absolutely necessary, put your hand up to speak to an invigilator. You will be escorted by an invigilator to the toilet and asked to turn out your pockets and remove your blazer and **will not** be allowed any extra time. A log is kept of all students who go to the toilet during an exam. Don't disrupt the exam by asking to go to the toilet if you do not need to.

17. Can I leave the exam early if I have finished?

You will not be allowed to leave an exam room early. We are bound by rules from JCQ. If you have finished the paper use any time remaining to check over your answers and to ensure you have completed your details correctly. Do not distract others.

18. What happens at the end of the exam?

You will be told when there are **5 minutes** of the exam left. Make sure you read all instructions carefully and number your answers clearly. When the time is up, you will be told to stop writing. You must stop when asked to.

If you have used more than one answer book or loose sheets of paper, make sure that your **name and candidate number** are on each **booklet/loose sheet** and then slot these inside your main answer booklet.

The invigilators will collect your exam papers before you leave the room. **You can only leave when you are dismissed by the invigilation team.** They will do this row by row. **Remember you are still under exam conditions until you have left the exam hall.**

19. Can candidates take the exam paper out of the exam room?

You are not allowed to take away any exam papers or rough notes when you leave the room.

20. What happens if the fire alarm goes off during the exam?

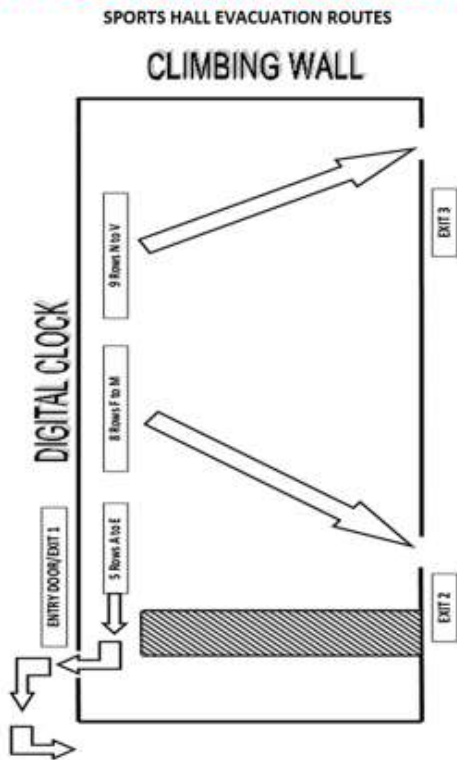
If the fire alarm goes off, do not panic. The Senior Invigilator will stop the exam and note the time this happened. You will be asked to close your exam paper. You must always stay in exam conditions and follow the invigilators' requests. The room is evacuated on the Senior Invigilator's instruction, with columns A to E out of the normal Sports Hall entrance (EXIT 1), columns F to M out through EXIT 2, columns N to V out through EXIT 3. You will be escorted to the appropriate column letter by the boundary fence on the field. You must always remain in the order of your seating plan and try to remain focused on your exam.

If you are in a small exam room, you will follow the same procedure and always remain silent. You will line up by the Learning Zone sign by boundary fence.

When the "all clear" is given, you will be escorted back into the exam in reverse order of the above. The exam will then start up again, ensuring that you are given the time lost from the fire alarm procedure. The school later informs the exam board of the fire alarm interrupting the exam.



Fire Alarm Procedure:



Line outside in silence.
You are still under exam
regs.

Letters are on the fence
nearest to the Sports Hall
on the same side Y11
line up currently.



21. What if there is a lockdown?

If there is a lockdown, you will hear a continuous bell. You will be told to stop writing and to remain in the exam room. You may be asked to move the tables against the doors and stay away from the windows/doors and to hide under the desks. You will follow the instructions of the invigilator and remain in the room until you are given all clear.

22. What if I feel ill during the exam?

If you feel ill, put your hand up and speak to an invigilator. They are there to support you. Please do not put your head on the table when you have finished the exam; the invigilators need to know if you are unwell.

23. What happens if I am too ill to come to school and sit the exam?

If you experience difficulties during the exam period (e.g. illness, injury, personal problems) you must inform school at the earliest possible point so we can help or advise you.

Only in 'exceptional circumstances' are candidates allowed special considerations for absence from any part of an exam. In all cases where an application is to be made for special consideration, it is essential that **medical or other appropriate evidence is obtained on the day** by the candidate or parent/carer and given to the Exam Officer without delay. A *self-certification form (JCQ/Form 14 self-certification form)* should be downloaded and completed and sent to ebo@gilberd.com.

For the award of a grade by special consideration, where a student misses' part of an exam through illness or personal misfortune, a minimum of 15% of the exam (including controlled assessment) must be completed.



24. What is an Appeal for Special Consideration?

Special Consideration is an adjustment to the marks or grades of a candidate who is eligible for consideration. The allowance for Special Consideration is from 0% (consideration given but addition of marks considered inappropriate) to 5% (reserved for exceptional cases). You should be aware that any adjustment is likely to be small and no feedback is ever provided to the school. Candidates will only be eligible for Special Consideration if they have been fully prepared and **covered the whole course** but performance in the exam or in the production of coursework is affected by adverse circumstances beyond their control. Examples of such circumstances may be serious illness, accident or injury, bereavement, or a domestic crisis. The Exams Officer must be informed immediately, so that the necessary paperwork can be completed (within 7 days of the last exam session for each subject) and the candidate will be required to provide compelling evidence to support such an application.

25. If I am late, can I still sit the exam?

Ring the school (01206 842211) to say you are going to be late. Ask for the message to be given to the Exams Officer. You should get to school as quickly as possible and report to student reception who will then contact the Exams team. *Provided you are not more than 1 hour late, it may still be possible for you to sit the exam.* You must not enter an exam room without permission after an exam has begun. You must ensure that you hand over your mobile phone and check that you do not have any prohibited items on you before you enter the exam hall. Make sure that you speak to the Senior Invigilator after the exams so that relevant paperwork can be completed for the Exam Board.

You should also be aware that if you start the exam more than 1 hour after the published starting time, the school must inform the exam board, and it is likely that the Exam Board may decide not to accept your paper.

Please ensure that you allow enough time to get to school so that if you are delayed (e.g. through transport problems) you will still arrive on time.

26. If I miss the exam, can I take it on another day?

No. Timetables are regulated by the exam boards, and you must attend on the given date and time.



After the Exam

1. When are GCSE results issued?

GCSE results will be available for collection on **Thursday 20th August 2026** from 9.30 until 11.00 via the North Hall.

If you would like your results posted to you, please supply a first class stamped addressed envelope to the exams team. Your results will then be posted on Thursday 20th August.

Please note we do not email results to students.

2. Can my parents collect my GCSE results for me?

If you wish any other person (including family members) to collect your results on your behalf, you must give written authorisation to the school **before** results day. They will need to bring photographic ID when they collect your results for you.

3. Post Results Services

If you did not get the grade, you were expecting then it may be possible to request a review of marking, depending on how close you are to the next grade boundary. You may wish to seek the advice of the relevant subject leader to help you decide. Marks can go up and down or stay the same. A review of results is also costly, as reviews are for each exam paper, not the overall exam. You can request copies of your exam scripts to help guide your decision about a review of results. Members of staff will be on hand on results day to advise you what course of action to take. Further information will follow about this when you receive your results in August.

4. When are GCSE Exam Certificates issued?

A GCSE Presentation Awards' Evening will take place in November 2026 to celebrate the achievements of the year group. At this event, you will receive your exam certificates. Invitations to students and their parent/carers will be sent out with full details nearer the time.

Students who are unable to attend Awards' Evening will be able to collect their certificates from the Main School Office from the following day. Certificates will not be given to anyone other than the candidate without the candidate's written authorisation.

5. What happens if I lose my GCSE certificate in the future?

The Gilberd School is only obliged to keep unclaimed GCSE certificates for a period of one year after their issue. If candidates do not collect their certificates within three years of their issue, the school will dispose of them securely. Thereafter, certificates can only be replaced by direct application to the appropriate exam boards. This will require proof of identity (such as a birth certificate) and a substantial fee exam board (approximately £50 per certificate). You are, therefore, urged to collect your certificates on the presentation evening, or as soon as possible thereafter and to keep them safely.



Information for candidates

Written examinations

With effect from 1 September 2025

Produced on behalf of:



©JCQ CIC 2025



**This document has been written to help you.
Read it carefully and follow the instructions.**

If there is anything you do not understand, especially which calculator you may use, ask your teacher.

A. Regulations – Make sure you understand the rules

- 1 Be on time for all your exams. If you are late, your work might not be accepted.
- 2 **Do not** become involved in any unfair or dishonest practice during the exam.
- 3 If you try to cheat or break the rules in any way, you could be disqualified from all your exams.
- 4 You **must not** take into the exam room any unauthorised material, including:
 - (a) notes;
 - (b) earphones or earbuds (e.g. AirPods), mobile phones, MP3/4 players or similar devices, smart glasses, tablets (e.g. iPads or iPods);
 - (c) watches.Any pencil cases taken into the exam room **must** be see-through.
Remember: possession of unauthorised material is breaking the rules, even if you do not intend to use it, and you will be subject to sanctions and possible disqualification.
- 5 **Do not** use correcting pens, fluid or tape, erasable pens, highlighters or gel pens in your answers.
- 6 **Do not** talk to or try to communicate with or disturb other candidates once you have entered the exam room.
- 7 You **must not** write inappropriate, obscene or offensive material.
- 8 If you leave the exam room unaccompanied by an invigilator before the exam has finished, you **will not** be allowed to return.
- 9 **Do not** borrow anything from another candidate during the exam.



B. Information – Make sure you attend your exams and bring what you need

- 1 Know the dates and times of all your exams. Arrive at least ten minutes before the start of each exam.
- 2 If you arrive late for an exam, report to the invigilator running the exam.
- 3 If you arrive more than one hour after the published starting time for the exam, you may not be allowed to take it.
- 4 Only take into the exam room the pens, pencils, erasers and any other permitted equipment needed for the exam.
- 5 You **must** write clearly and in black ink. Coloured pencils or inks may be used only for diagrams, maps, charts, etc, unless the instructions printed on the front of the question paper state otherwise.

C. Calculators, dictionaries and computer spellcheckers

- 1 You may use a calculator unless you are told otherwise.
- 2 If you use a calculator:
 - (a) make sure it works properly; check that the batteries are working properly;
 - (b) clear anything stored in its memory;
 - (c) remove any parts such as cases, lids or covers which have printed instructions or formulae;
 - (d) **do not** bring into the exam room any operating instructions or prepared programs.
- 3 **Do not** use a dictionary or computer spellchecker unless you are told otherwise.



D. Instructions during the exam

- 1 Always listen to the invigilator. Always follow their instructions.
- 2 Tell the invigilator at once if:
 - (a) you think you have not been given the right question paper or all of the materials listed on the front of the paper;
 - (b) the question paper is incomplete or badly printed;
 - (c) you think you have not been given the expected access arrangement(s).
- 3 Read carefully and follow the instructions printed on the question paper and/or on the answer booklet.
- 4 **Do not** start writing anything until the invigilator tells you to fill in all the details required on the front of the question paper and/or the answer booklet. **Do not** open the question paper until you are told that the exam has begun.
- 5 Remember to write your answers within the designated sections of the answer booklet.
- 6 Do your rough work on the proper exam stationery. Cross it through and hand it in with your answers.
Make sure you add your candidate details to any additional answer sheets that you use, including those used for rough work.

E. Advice and assistance

- 1 If, on the day of the exam, you feel that your work may be affected by ill health or any other reason, tell the invigilator.
- 2 Put up your hand during the exam if:
 - (a) you have a problem and are not sure what you should do;
 - (b) you do not feel well;
 - (c) you need more paper.
- 3 **You must** not ask for, and will not be given, any explanation of the questions.



F. At the end of the exam

- 1 If you have used more than one answer booklet and/or any supplementary answer sheets, place them in the correct order.

Place any loose additional answer sheets inside your answer booklet. Make sure you add your candidate details to any additional answer sheets that you use. For CCEA examinations, any loose additional answer sheets should be placed **behind** your script.

- 2 **Do not** leave the exam room until told to do so by the invigilator.
- 3 **Do not** take any stationery from the exam room. This includes the question paper, answer booklets (used or unused), rough work or any other materials provided for the exam.



Information for candidates

Coursework assessments

Effective from 1 September 2025

Produced on behalf of:



©JCQ^{CIC} 2025



This document tells you about some things that you **must** and **must not** do when you are completing coursework.

When you submit your work for marking, you will be asked to sign an authentication statement confirming that you have read and followed these regulations.

If there is anything that you do not understand, you **must** ask your teacher.

In some subjects you will have an opportunity to do some independent research into a topic. The research you do may involve looking for information in published sources, such as textbooks, encyclopedias, journals, TV, radio and on the internet.

You can demonstrate your knowledge and understanding of a subject by using information from sources, or generated from sources, which may include the internet and AI. Remember, though, information from these sources may be incorrect or biased. You **must** take care how you use this material - you **cannot** copy it and claim it as your own work.

The regulations state that:

'the work which you submit for assessment **must** be your own';

'you **must not** copy from someone else or allow another candidate to copy from you'.

If you use the same wording as a published source, you **must** place quotation marks around the passage and state where it came from. This is called 'referencing'. You **must** make sure that you give detailed references for everything in your work which is not in your own words. A reference from a printed book or journal should show the name of the author, the year of publication and the page number. For example: (Morrison, 2000, p29).

For material taken from the internet, your reference should show the date when the material was downloaded and **must** show the precise web page, not the search engine used to locate it. This can be copied from the address line. For example: http://news.bbc.co.uk/onthisday/hi/dates/stories/october/28/newsid_2621000/2621915.stm, downloaded 5 February 2026.

Where computer-generated content has been used (such as an AI chatbot), your reference **must** show the name of the AI tool used and should show the date the content was generated. For example: ChatGPT 3.5 (<https://openai.com/blog/chatgpt/>), 25/01/2026.



You should also reference the sources used by the AI tool in generating the content.

You **must** retain a copy of the question(s) and computer-generated content for reference and authentication purposes in a non-editable format (such as a screenshot) and provide a brief explanation of how you used it. This **must** be submitted with your work for final assessment so that your teacher can review the work, the AI-generated content and how it has been used.

You may be required to produce a bibliography at the end of your work. This **must** list the full details of publications you have used in your research, even where these are not directly referred to. For example: Curran, J. *Mass Media and Society* (Hodder Arnold, 2005).

If you copy the words, ideas or outputs of others and do not show your sources in references and a bibliography, this will be considered as cheating.

Preparing your coursework – good practice

If you receive help and guidance from someone other than your teacher, you **must** tell your teacher. They will then record the nature of the assistance given to you.

Your parent/carer may provide you with access to resource materials and discuss your coursework with you. However, they **must not** give you direct advice on what should or should not be included.

If you worked as part of a group on an assignment, you **must each** write up your **own account** of the assignment. Even if the information you have is the same, the description of how that information was obtained and the conclusions you draw from it should be in your own words.

You **must** meet the deadlines that your teacher gives you. Remember – your teachers are there to guide you. Although they cannot give you direct assistance, they can help you to sort out any problems before it is too late.

Take care of your work and keep it safe. **Don't** leave it lying around where your classmates can find it. **Don't** share it with anyone, including posting it on social media. You **must always** keep your work secure and confidential. If it is stored on the computer network, keep your password secure. Collect all copies from the printer and destroy those you do not need.

Don't be tempted to use any prepared or generated online solutions and try to pass them off as your own work – this is cheating.

Electronic tools used by awarding bodies can detect this sort of copying.

You **must not** write inappropriate, offensive or obscene material.



Plagiarism

Plagiarism involves taking someone else's words, thoughts, ideas or outputs and trying to pass them off as your own. It could also include AI-produced material. **Plagiarism is a form of cheating which is taken very seriously.**

Don't think you won't be caught; there are many ways to detect plagiarism.

- Markers can spot changes in the style of writing and use of language.
- Markers are highly experienced subject specialists who will be familiar with work on the topic concerned. They may have read the source you are using or even marked the work you have copied from.
- Internet search engines and specialised computer software can be used to match phrases or pieces of text with original sources. They can detect changes in the grammar and style of writing or punctuation.

Sanctions for breaking the regulations

If it is discovered that you have broken the rules, one of the following sanctions will be applied:

- you will be awarded zero marks for your work;
- you will be disqualified from that unit for that examination series;
- you will be disqualified from the whole subject for that examination series;
- you will be disqualified from all subjects and barred from entering again for a period of time.

The awarding body will decide which sanction is appropriate.

REMEMBER – IT'S YOUR QUALIFICATION SO IT NEEDS TO BE YOUR OWN WORK.



Information for candidates

Non-examination assessments

Effective from 1 September 2025

Produced on behalf of:



©JCQ^{CIC} 2025



This document tells you about some things that you **must** and **must not** do when you are completing your work.

When you submit your work for marking, the awarding body will normally require you to sign an authentication statement confirming that you have read and followed the regulations.

If there is something that you do not understand, you **must** ask your teacher.

Preparing your work – good practice

If you receive help and guidance from someone other than your teacher, you **must** tell your teacher. They will then record the assistance given to you.

If you worked as part of a group on an assignment, for example undertaking field research, you **must** write up your **own account** of the assignment. Even if the information you have is the same, you **must** describe in your own words how that information was obtained. You **must draw your own conclusions from the data**.

You **must** meet the deadlines that your teacher gives you. Remember – your teachers are there to guide you. Although they cannot give you direct assistance, they can help you to sort out any problems before it is too late.

Take care of your work and keep it safe. **Do not** leave it lying around where your classmates can find it. **Do not** share it with anyone, including posting it on social media. You must always keep your work secure and confidential. If it is stored on the computer network, keep your password secure. Collect all copies from the printer and destroy those you do not need.

Do not be tempted to use any prepared or generated online solutions and try to pass them off as your own work – this is cheating. Electronic tools used by awarding bodies can detect this sort of copying.

You **must not** write inappropriate, offensive or obscene material.



Research and using references

In some subjects you will have an opportunity to do some independent research into a topic.

The research you do may involve looking for information in published sources, such as textbooks, encyclopedias, journals, TV, radio and on the internet.

You can demonstrate your knowledge and understanding of a subject by using information from sources, or generated from sources, which may include the internet and AI. Remember, though, information from these sources may be incorrect or biased. You **must** take care how you use this material - you cannot copy it and claim it as your own work.

Using information from published sources (including the internet) as the basis for your assignment is a good way to demonstrate your knowledge and understanding of a subject. You **must** take care how you use this material though - you **cannot** copy it and claim it as your own work.

The regulations state that:

'the work which you submit for assessment **must** be your own';

'you **must not** copy from someone else or allow another candidate to copy from you'.

When producing a piece of work, if you use the same wording as a published source, you **must** place quotation marks around the passage and state where it came from. This is known as **referencing**. You **must** make sure that you give detailed references for everything in your work which is not in your own words. A reference from a printed book or journal should show the name of the author, the year of publication and the page number. For example: Morrison, 2000, p29.

For material taken from the internet, your reference should show the date when the material was downloaded and **must** show the precise web page, not the search engine used to locate it. This can be copied from the address line. For example: http://news.bbc.co.uk/onthisday/hi/dates/stories/october/28/newsid_2621000/2621915.stm, downloaded 5 February 2026.

Where computer-generated content has been used (such as an AI chatbot), your reference **must** show the name of the AI tool used and should show the date the content was generated. For example: ChatGPT 3.5 (<https://openai.com/blog/chatgpt/>), 25/01/2026. You should also reference the sources used by the AI tool in generating the content.



You **must** retain a copy of the question(s) and computer-generated content for reference and authentication purposes in a non-editable format (such as a screenshot) and provide a brief explanation of how you used it. This **must** be submitted with your work for final assessment so that your teacher can review the work, the AI-generated content and how it has been used.

You may be required to include a bibliography at the end of your piece of written work. Your teacher will tell you whether this is necessary. Where required, your bibliography **must** list the full details of publications you have used in your research, even where these are not directly referred to. For example: Curran, J. *Mass Media and Society* (Hodder Arnold, 2005).

If you copy the words, ideas or outputs of others and do not show your sources in references and a bibliography, this will be considered as cheating.

Plagiarism

Plagiarism involves taking someone else's words, thoughts, ideas or outputs and trying to pass them off as your own. It could also include AI-produced material. **Plagiarism is a form of cheating which is taken very seriously.**

Don't think you won't be caught; there are many ways to detect plagiarism.

- Markers can spot changes in the style of writing and use of language.
- Markers are highly experienced subject specialists who will be very familiar with work on the topic concerned. They may have read the source you are using or even marked the work you have copied from.
- Internet search engines and specialised computer software can be used to match phrases or pieces of text with original sources and to detect changes in the grammar and style of writing or punctuation.



Sanctions for breaking the regulations

If it is discovered that you have broken the regulations, one of the following sanctions will be applied:

- you will be awarded zero marks for your work;
- you will be disqualified from that component for the examination series in question;
- you will be disqualified from the whole subject for that examination series;
- you will be disqualified from all subjects and barred from entering again for a period of time.

The awarding body will decide which sanction is appropriate.

REMEMBER – IT'S YOUR QUALIFICATION SO IT NEEDS TO BE YOUR OWN WORK.



AQA

City & Guilds

CCEA

NCFE


OCR

Pearson

WJEC

NO MOBILE PHONES NO WATCHES

**NO TECHNOLOGICAL OR WEB-ENABLED
POTENTIAL SOURCES OF INFORMATION**



Possession of unauthorised items, such as a mobile phone or any watch, is a serious offence and could result in

DISQUALIFICATION

from your examination and your overall qualification.

This poster must be displayed in a prominent place outside each examination room.

©JCQTM 2025 - Effective from 1 September 2025



Warning to candidates



 AQA	 City & Guilds	 CCEA	 NCFE	 OCR	 Pearson	 WJEC
--	--	---	---	---	--	---



1

You **must** be on time for all your examinations.

2

Possession of a mobile phone or other unauthorised material **is not allowed** even if you do not intend to use it. You will be subject to penalty and possible disqualification from the examination or qualification.

3

You **must not** talk to, attempt to communicate with or disturb other candidates once you have entered the examination room.

4

You **must** follow the instructions of the invigilator.

5

You **must not** sit an examination in the name of another candidate.

6

You **must not** become involved in any unfair or dishonest practice in any part of the examination.

7

If you are confused about anything, only speak to an invigilator.

The *Warning to candidates* must be displayed in a prominent place outside each examination room. This may be a hard copy A3 paper version or an image of the poster projected onto a wall or screen for all candidates to see.



On your exam day

This checklist will help you to be as prepared as possible for your exams so that you can focus on doing your best on the day.

Before sitting your exams, ensure you know:

- the date, time and location of each of your exams. You might find it helpful to write this information in a calendar or planner.
- who to contact at school or college in case there's an emergency that makes you late or unable to sit your exam.

What you cannot take into exams:

- any type of phone
- revision notes
- any type of watch (this includes analogue, digital and smart watches)



What you will need:

- a clear pencil case
- at least two black ink pens - blue pens are **not acceptable**
- an approved calculator for relevant exams
- appropriate apparatus such as a ruler or protractor for relevant exams
- a clear water bottle if you wish to take one in - it **must not** have a label



Other important information:

- Listen carefully to the invigilator's instructions which will be specific to your exam. If you are unsure of anything, please raise your hand and wait for the invigilator to respond.
- Fill in your details on the front of your answer booklet.
- If you need additional answer sheets, raise your hand and wait for an invigilator who will provide you with one. Remember to add your details to this booklet.
- If you need to use the toilet or feel unwell, raise your hand and wait for an invigilator who will escort you from the exam room.
- Remember to stay silent - talking to a fellow candidate could result in disqualification from all your exams.

Contingency sessions:

- There are contingency sessions within the Summer 2025 exam timetable - the afternoon of 11 June 2025 and the morning and afternoon of 25 June 2025. Make sure you are available on all three dates even if you do not have an exam.

If you have any questions about your exams, please ask your teacher or exams officer.




You can also find useful information about preparing for exams at www.jcq.org.uk/exams-office/information-for-candidates-documents

EFFECTIVE FROM 1 SEPTEMBER 2024




AI and Assessments

A quick guide for students



What is AI?

- AI stands for artificial intelligence and using it is like having a computer that thinks
- AI tools like ChatGPT or Snapchat My AI can write text, make art and create music by learning from data from the internet, but watch out – they can also make things up and be biased




How can AI be misused in assessments?

AI misuse is when you take something made using AI and say it's your own work.

THIS IS CHEATING!

How do I make sure I don't misuse AI?




- Know the rules**
 - You're **not allowed** to use AI tools when you're in an exam
 - Your teachers will tell you if you're allowed to use AI tools when doing your coursework – the rules will depend on your qualification
 - Even if you're allowed to use AI tools, you can't get marks for content just produced by AI – your marks come from showing your own understanding and producing your own work
- Reference reference reference!**

If you're allowed to use AI tools, you must reference them clearly

 - Name the AI tool you used
 - Add the date you generated the content
 - Explain how you used it
 - Save a screenshot of the questions you asked and the answers you got
- Declare it's all your own work** – When you hand in your assessment, you have to sign a declaration. Anything without a reference must be all your own work. If you've used an AI tool, don't sign the declaration until you're sure you've added all the references

What happens if I misuse AI?

If you've misused AI, you could lose your marks for the assessment – you could even be disqualified from the subject.

DON'T RISK IT!



REMEMBER

Misusing AI is cheating!

Know the rules
Talk to your teachers
Reference clearly



Information for candidates AI (Artificial Intelligence and assessments)

What is AI?

AI stands for artificial intelligence and can be used to create text, images, videos, music and artwork based on instructions given to an AI tool.



What is an AI tool?

AI tools are applications, such as ChatGPT, Snapchat My AI, Google and Google translate. There are many more!*



*The list of certain suppliers of AI-related products is for information purposes only and does not constitute an endorsement by JCQ and awarding bodies. It is each centre's responsibility to investigate and verify any suppliers they use, including any terms and conditions which govern the sale or use of the supplier's products. The list provided is not exhaustive.

When can I use AI?

- Your teachers may use it in class when teaching the course, but remember teaching in the classroom is not an exam!
- There are some assessments where you can use AI – your teachers will tell you if you can or cannot use an AI tool.
- Remember, the rules are different for different assessments and subjects, so always check with your teachers first!
- When an AI tool is allowed, **you must acknowledge**** the AI tools and the material produced by the AI tool that you have used in your work. If you do not acknowledge AI use, it will be **considered as cheating**.



When can I not use an AI tool?

- AI tools cannot be used in an exam or any other assessment where exam rules apply.



• This is what exam boards call **AI misuse and is a form of cheating**.

**Acknowledgment – When producing a piece of work, if you use the same wording as a published source, you must place quotation marks around the passage and state where it came from. This is known as referencing. You must make sure that you give detailed references for everything in your work which is not in your own words, for example, *ChatGPT 3.5* (<https://openai.com/blog/chatgpt/>), 25/01/2025.

IF YOU USE AN AI TOOL, YOU CANNOT GET MARKS FOR WHAT THE AI TOOL HAS PRODUCED, AS IT IS NOT YOUR OWN WORK

If I'm allowed to use AI, how is this breaking the rules?

- AI misuse is when you use an AI tool in an exam or assessment where you are not allowed to; and/or
- Where you use an AI tool to create work and then say it's your own.



How to make sure you don't misuse AI

DECLARE

- Remember to sign your declaration form when handing in your work for final assessment.
- Your signature on the declaration form tells your teacher and the exam board that you are saying all the work you're handing in is your own.
- If you have used an AI tool, **you must declare***** that you have used it before signing the declaration form!

*****Declare** – this means that when you submit your work for marking, the awarding body will normally require you to sign an authentication statement confirming that you have read and followed the regulations.

ACKNOWLEDGE

If you are allowed to use an AI tool in your assessment (remember to check!), you must do the following:

- reference the AI tool you have used
- give the date of when the AI tool generated the content
- give details of how you used it.
- save screenshots of what you have asked or instructed the AI tool to do and what answer the AI gave you, and include this with the work submitted.

LAST CHECKS



Know the rules



Check with your teachers

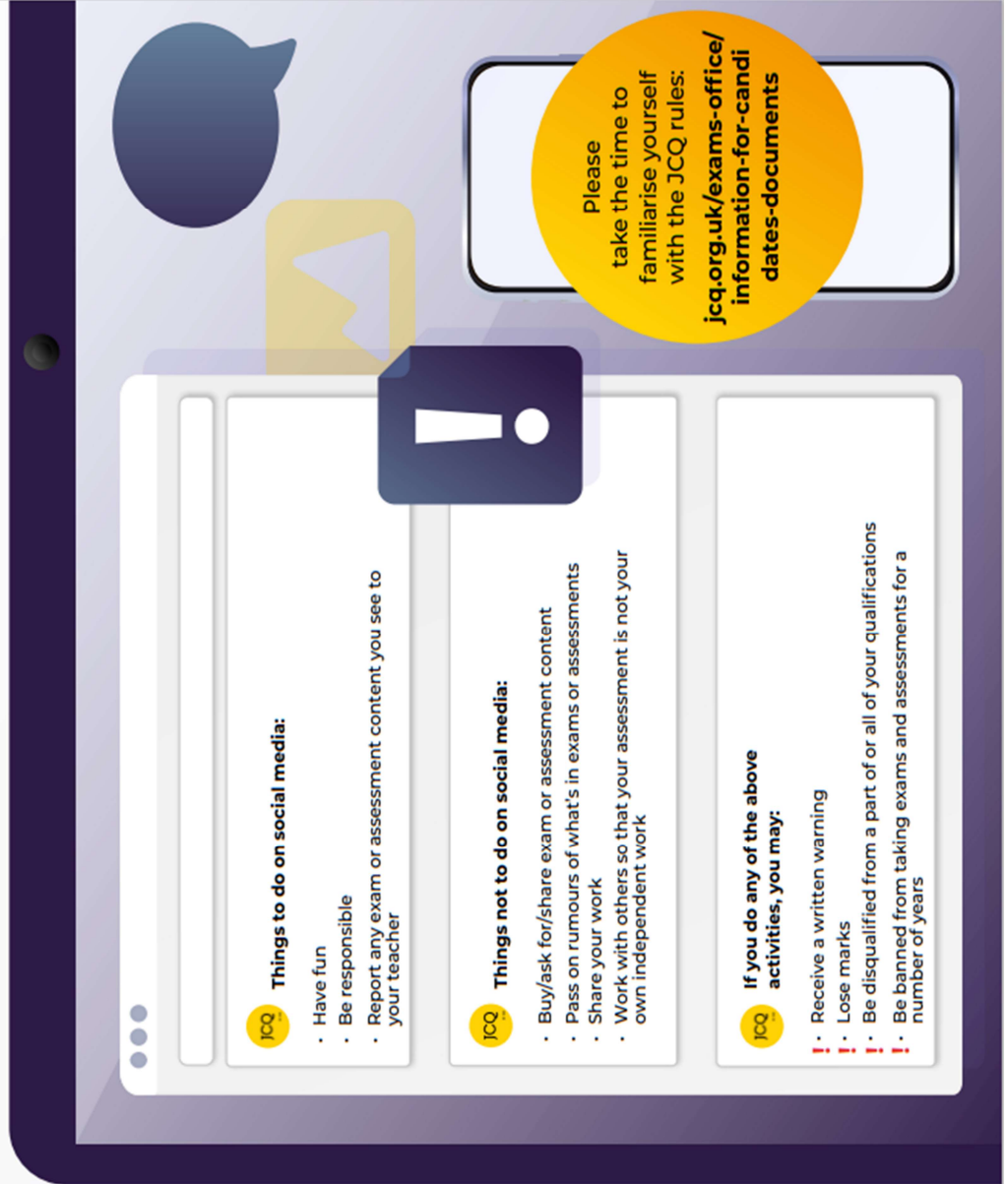


ACKNOWLEDGE and DECLARE



While we like to share our experiences online, when it comes to exams and other assessments, we have to be careful.

- Sharing ideas online can be helpful when you're studying or revising
- However, sharing certain information (see information on the right) can break the rules and could affect your results
- If you're not sure what you can and can't discuss online, check with your teacher
- If you receive exam content on social media, you must tell your teacher
- Don't be caught out by scammers selling fake exam papers

JCQ Things to do on social media:

- Have fun
- Be responsible
- Report any exam or assessment content you see to your teacher

JCQ Things not to do on social media:

- Buy/ask for/share exam or assessment content
- Pass on rumours of what's in exams or assessments
- Share your work
- Work with others so that your assessment is not your own independent work

JCQ If you do any of the above activities, you may:

- ! • Receive a written warning
- ! • Lose marks
- ! • Be disqualified from a part of all of your qualifications
- ! • Be banned from taking exams and assessments for a number of years

Please take the time to familiarise yourself with the JCQ rules:
jqc.org.uk/exams-office/information-for-candi-dates-documents





Information About You and How Awarding Bodies Use It

To be able to provide examinations and assessments, the awarding bodies (examination boards) need to collect and use information about you. Each awarding body is a separate organisation, and each has their own full **Privacy Notice**. These can be found via the links below:

AQA <https://www.aqa.org.uk/about-us/privacy-notice>

OCR <https://www.ocr.org.uk/about/our-policies/website-policies/privacy-policy/>

Pearson <https://qualifications.pearson.com/en/about-us/qualification-brands/gdpr.html>

WJEC <https://www.wjec.co.uk/home/privacy-policy/>

Complaints about how an awarding body handles your personal data can be made to the Information Commissioner (www.ico.org.uk). Information about the examinations and assessments themselves, including the rules about assessments, can be found on the JCQ Exams Office pages (www.jcq.org.uk/exams-office). The awarding bodies are regulated by Ofqual in England (<https://www.gov.uk/government/organisations/ofqual>).

You will receive a statement confirming the qualifications you have been entered for and which awarding body early in the Spring Term 2026.