

# **The Gilbert School**

**Subject Guide  
and Advice Booklet  
for  
Year 10 Students and  
Parents/Carers**



**January 2026**



# INDEX

Year 10 Summer Mock Exams & RE Exam	4
What is Revision?	5
Revision Timetable	6
Revision Techniques	7 - 15
Exam Regulations	16 - 19
Looking after yourself	20
How can I support my Child?	20
<u>Subject Information</u>	
Art & Design: Fine Art	21
Art & Design Textiles	22 - 23
Business Studies	24
Computer Science	25 - 26
Dance	27
Design Technology	28 - 29
Drama	30 - 31
English Language	32
English Literature	33
Food, Preparation and Nutrition	34
French	35
Geography	36
German	37
Health and Social Care	38 - 39
History	40 - 41
Mathematics	42 - 43
Music	44
PE - GCSE	45 - 46
Religious Studies - Full Course	47 - 48
Religious Studies - Short Course	49
Religious Studies - Beliefs & Values	50
Combined Science	51 - 52
Separate Sciences	53 - 54
STEPs	55

# Year 10 Summer Mock Exams

From **Monday 22nd June to Friday 3rd July 2026** Year 10 will be taking part in a full set of mock GCSE examinations. (These dates are accurate at the time of writing).

Students will get to experience the intensity of the examination period and the regulations set by JCQ and the examination boards, so that they are familiar with the examinations process. It also helps to alleviate nerves for the actual examinations which they will sit in the summer of 2027.

Further details and an examination timetable will be sent to you in due course.

## Short Course GCSE RE

Most Year 10 students are studying the Short Course GCSE Religious Studies. They will sit their first public examination on **Wednesday 20th May**. It is important that they fully prepare for this examination, since it is a grade that they can use on their post-16 applications, indicating their proven academic ability and commitment to their studies.

Students in 10x6 and 10y6 who are completing the Asdan RE Course will not sit the exam as their course is coursework based, unless they have chosen the full course option and will therefore be taking their exams in Year 11 along with their other options.

# WHAT IS REVISION?

## Revision is not:

- Cramming three years' of work the night before.
- Just copying notes out.
- Just reading a text book or re-reading notes.
- Highlighting notes in your exercise book.
- Just browsing the internet.
- Chatting to a friend on the phone loosely about the exam.
- Just creating a set of flash cards.

## Weekly Timetable

Weekly Revision Timetable

Week beginning: \_\_\_\_\_ Name: \_\_\_\_\_

	9:00am	10:00am	11:00am	12:00pm	13:00pm	14:00pm	15:00pm	16:00pm	17:00pm	18:00pm	19:00pm	20:00pm	21:00pm
Monday													
Tuesday													
Wednesday													
Thursday													
Friday													
Saturday													
Sunday													

## Revision is:

### A) Structured, Planned and Regular

- For every subject: List all the topic areas you must revise or use a list from your teachers.
- Draw up a revision timetable for all the weeks available between now and your first exam.
- Divide each day into hourly or half-hourly sessions. Put in revision slots for all of your subjects. Do not ignore those subjects you find hardest or dislike!
- Make sure you leave some time to relax and enjoy some hobbies, sport etc.
- Plan small 'chunks' of revision time to help you revisit topics and quiz/test yourself on the key facts.
- Plan longer chunks for exam practice.

### B) Active and Useful

- You must **do** something with the information you have to learn. Just reading the information will not help it enter your memory.
- **Reduce** your notes from a whole book to a small set of notes, using some of the suggestions in this booklet.
- Revisit the topics you find difficult.
- Practise past exam questions.

### C) Varied

- Use a range of revision techniques so that you do not get bored. (See page 7 onwards).
- Change the subject/topic you are working on, rather than spend hours on the same one.
- Don't just do the subjects you like!

### D) Bite sized

- Rather than work solidly for 2 hours all in one go, you will work faster and more efficiently if you work in smaller 'chunks', for example:
  - \* Study for 25 minutes and break for 5 minutes X4 or
  - \* Study for 50 minutes and break for 10 minutes X2.



# WEEKLY REVISION TIMETABLE

## During School Time

	Monday	Tuesday	Wednesday	Thursday	Friday		Saturday	Sunday
17:00						09:00		LIE IN
15m break						5m break		
18:00	DINNER	DINNER	DINNER	DINNER	DINNER	10:00		
5m break						15m break		
19:00						11:00		
15m break					Night Off	5m break		
20:00		Evening Off				12:00		
15m break						15m break		
21:00						13:00	LUNCH	
BED 22:00						15m break		
<div><div><div>Factor in: Food Breaks Fun Time</div><div>Points to remember: Don't eat too late. Eat healthy and energy rich foods. Give yourself a treat. Have a good 8 hour night's sleep.</div></div><div>Motivational treat = You Tube, Instagram, watch TV, read, eat cheese on toast etc!!!</div></div>						15:00		
						15m break	Motivational Treat	Motivational Treat
						16:00		
						15m break		
						17:00	Night Off	
						5m break		
						18:00		DINNER
						5m break		
						19:00		
						15m break		
						20:00		
						15m break		
						21:00		
						RELAX and BED 22:00		

# REVISION TECHNIQUES

## A) Spaced Revision

- You MUST go over each topic **several** times to make sure it is learnt - we forget 67% of what we learnt by the end of the day. 6 days later, we have forgotten 75%.

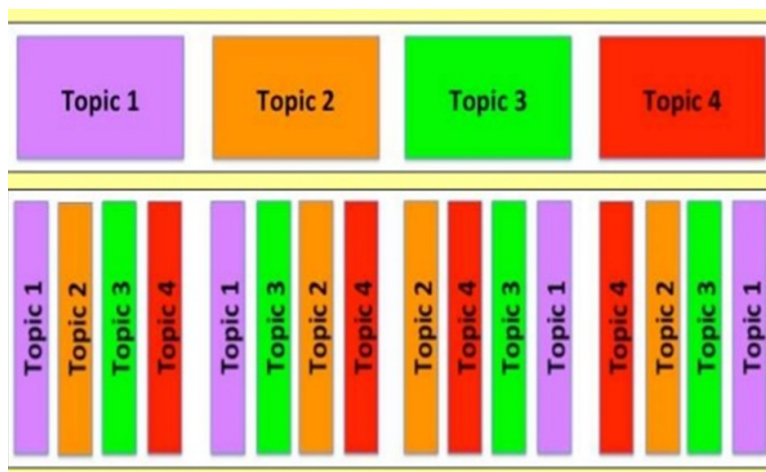
Solution? Leave a gap.

- Day 1 Study topic in detail.
- Day 2 Go over topic briefly.
- End of the week; recap everything that has been covered.



## B) Interleaving

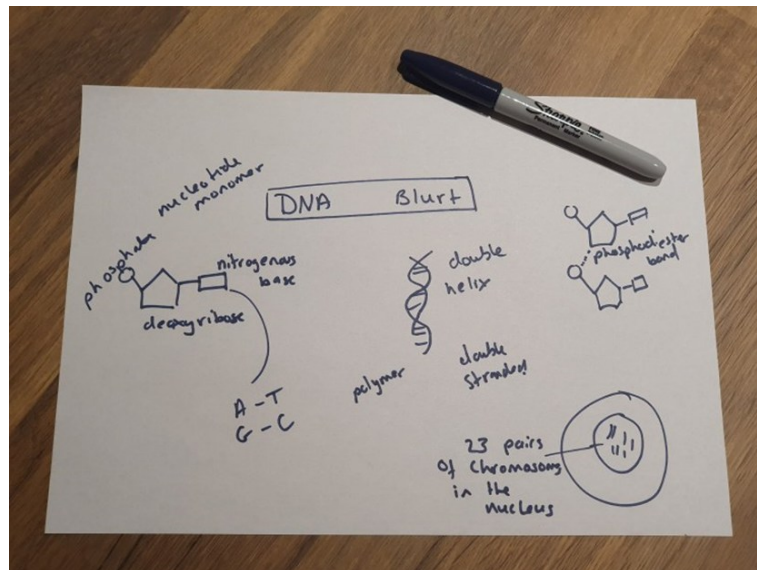
- Space out retrieval and look over the content 5X before an examination for successful long term memory retrieval.
- Rotate your revision:



# REVISION TECHNIQUES

## C) Mind Map Retrieval

- *Blurt* all the information out quickly, then make links.
- Make sure time isn't wasted making mind maps or spider diagrams too neat and pretty!
- Any gaps need to be covered by looking back at original notes.






# REVISION TECHNIQUES

### D) Index Cards/Flash Cards


- Jot down key headings, sub headings, key facts and concepts on small cards.
- Jot down question on one side, answer on the other.
- These are small and easy to carry around to revise from.
- Use colour and highlighting so information stands out.
- Reduce long notes to 1 side of A4 then reduce to 4-5 index cards then 1 card with key “trigger” words.



## AVOID LENGTHY REWRITING OF NOTES

## E) Post It Notes

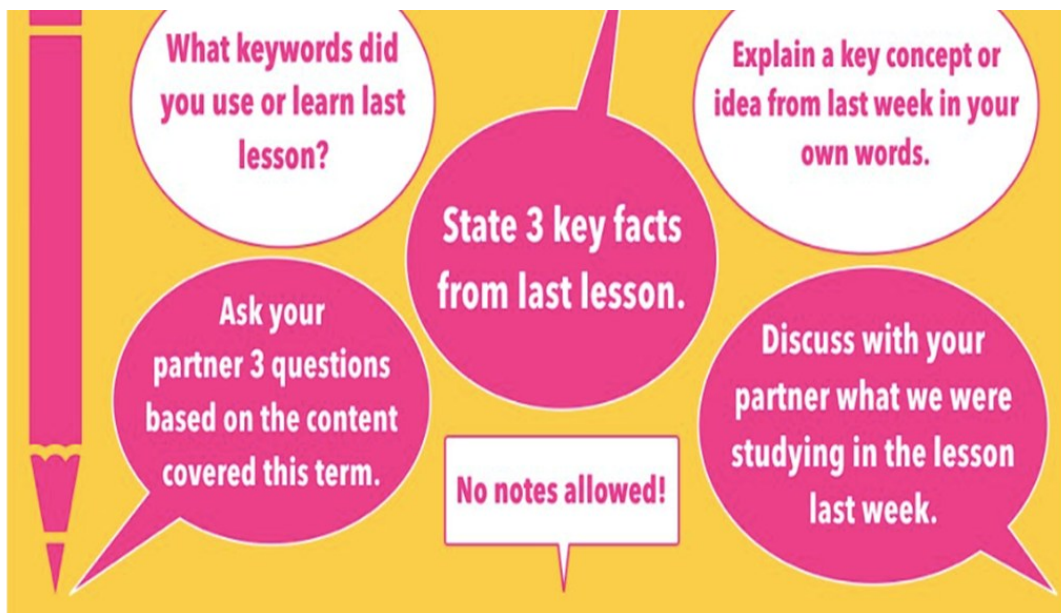
- Record key information you keep forgetting and put in places you can't miss!



# REVISION TECHNIQUES

## F) Testing—Use the cards!

- Once you have covered a topic, test yourself and *try again*.
- Cards that you easily remembered do not need to be practised as often.
- Shuffle then, flip them and try again within a week.
- Use the tried and tested Look, Say, Cover, Write, Check—you need to know what you do and don't know!



# REVISION TECHNIQUES

## G) Reduce your notes via Cornell Method

- This involves dividing up your page (or using a template) to give your notes structure.
- It forces you to be brief and pick out the key points.

**CUES**

WRITTEN SOON AFTER CLASS

ANTICIPATED EXAM QUESTIONS

MAIN IDEAS OR PEOPLE

VOCABULARY WORDS

USED FOR REVIEW & STUDY

NAME, DATE, TOPIC, CLASS

**NOTES**

TAKEN DURING CLASS

- MAIN POINTS
- BULLET POINTS
- DIAGRAMS / CHARTS
- ABBREVIATE
- PARAPHRASE
- OUTLINES
- LEAVE SPACE BETWEEN TOPICS

**CORNELL NOTE-TAKING METHOD**

2 1/2"

6"

**SUMMARY**

WRITTEN AFTER CLASS. BRIEF SUMMARY HIGHLIGHTING THE MAIN POINTS IN THE NOTES ON THIS PAGE. USED TO FIND INFO LATER.

2"

Topic: Weimar Republic

**Problems After WWI**

After WWI (Germany)

- Human losses: Millions dead
- Economic losses: Ger. owes \$ to allies and has lost resources and colonies
- massive unemployment for citizens

**Democracy Trial**

Germany and Europe try Democracy

- New gov'ts are unstable
- no experience
- can't compromise so decisions don't get made

**Weimar Republic**

**Def.** Germany's new democratic gov't. Weimar Republic faces economic and social problems

**How does printing money cause problems?**

- Prints \$ to pay war debt
- This causes massive inflation
- > Germans lose savings \$ becomes worthless

(Example) Children play w/ blocks made of bills tied together

**V. Dawes Plan**

**Def.** Economic recovery plan created by Charles Dawes (USA) to loan \$200m to Ger. It works! Economy stabilizes

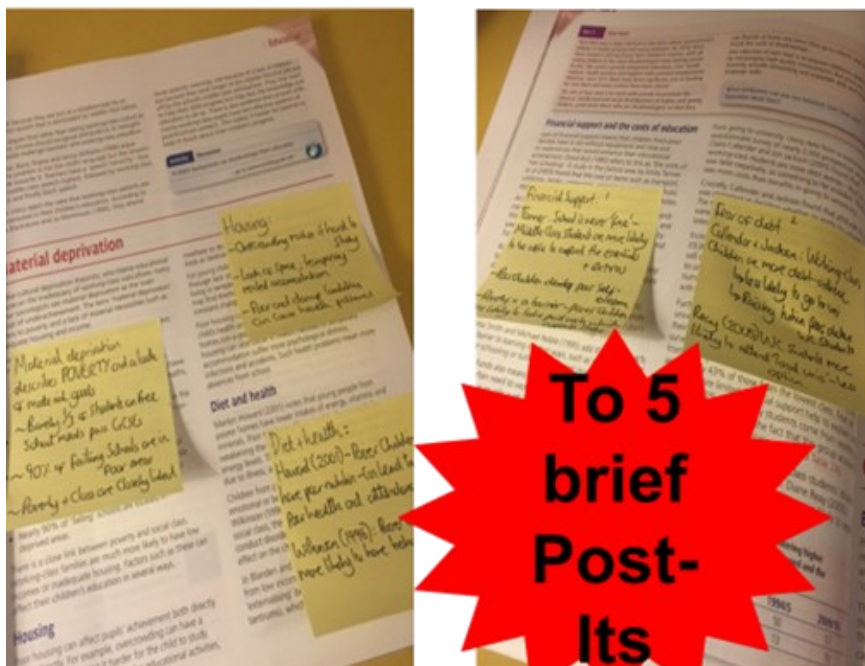
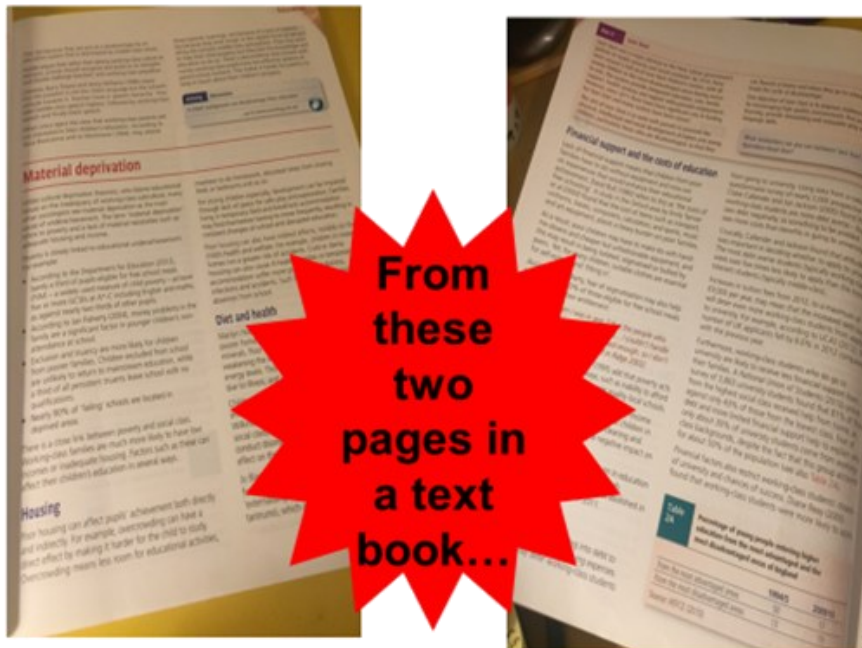
**Summary**

After WWI, Germany is having a hard time w/ a weak government, \$ and no clear solutions. USA tries to help.



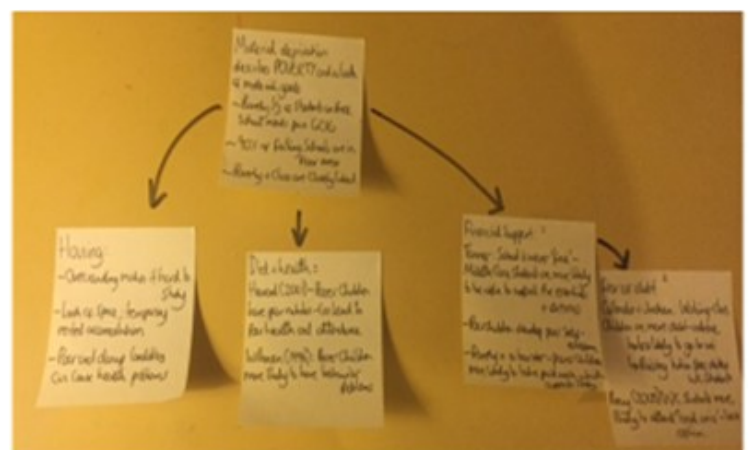
# REVISION TECHNIQUES

## H) Paragraph Summaries



Take the post-its away from the text.  
You now have a series of notes that can be arranged.

- For self-testing.
- To sequence key points into a flowchart or diagram.



# REVISION TECHNIQUES

## I) Avoid Purposeless Highlighting

### Highlighting: It doesn't work!

It can be a good method for picking out key pieces of information or key words.

Too often it ends up looking like this!



## J) Practise Past Papers

- It is not just about knowing the facts/knowledge.
- Know how to answer the questions.
- Know the **command** words in questions - e.g. describe, explain, evaluate, analyse.
- Know how much to write for a question.
- Utilise mark schemes.
- Be able to write under timed conditions.


# REVISION TECHNIQUES

## K) Teach your Parents/Relative/Friend

- Teaching someone else a concept to consolidate and reinforce learning. *We learn only 10% of what we read. We learn 95% of what we teach to someone else.*



## L) Use Revision Websites and Revision Resources



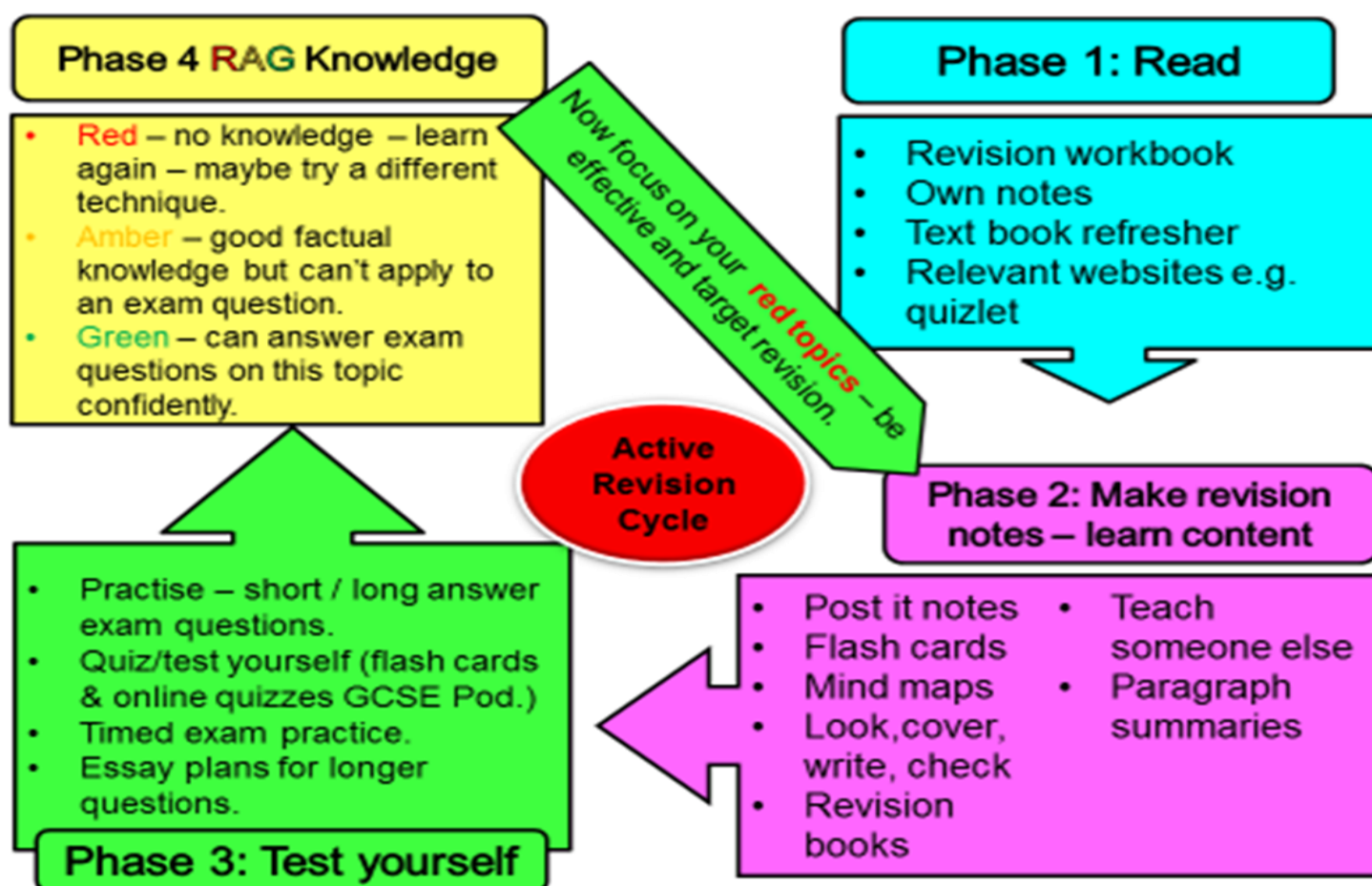
Be wary of TikTok information,  
as it can be inaccurate/the  
wrong exam board, etc.

Ask your teachers about  
revision resources

# REVISION TECHNIQUES

## M) The Active Revision Cycle - Putting it all together

- Make sure you RAG your learning. Don't keep focusing on what you already know.
- Make sure you learn the gaps in your knowledge and prove that you can apply the knowledge.





# EXAM REGULATIONS

## Warning to candidates



 AQA	 City & Guilds	 CCEA	 NCFE	 OCR	 Pearson	 WJEC
--	--	---	---	---	--	---



1

You **must** be on time for all your examinations.

2

**Possession of a mobile phone** or other unauthorised material **is not allowed** even if you do not intend to use it. You will be subject to penalty and possible disqualification from the examination or qualification.

3

You **must not** talk to, attempt to communicate with or disturb other candidates once you have entered the examination room.

4

You **must** follow the instructions of the invigilator.

5

You **must not** sit an examination in the name of another candidate.

6

You **must not** become involved in any unfair or dishonest practice in any part of the examination.

7

If you are confused about anything, only speak to an invigilator.

**The Warning to candidates must be displayed in a prominent place outside each examination room. This may be a hard copy A3 paper version or an image of the poster projected onto a wall or screen for all candidates to see.**



# EXAM REGULATIONS



AQA

City & Guilds

CCEA

NCFE


OCR

Pearson

WJEC

## NO MOBILE PHONES NO WATCHES

NO TECHNOLOGICAL OR WEB-ENABLED  
POTENTIAL SOURCES OF INFORMATION



Possession of unauthorised items, such as a mobile phone  
or any watch, is a serious offence and could result in

# DISQUALIFICATION

from your examination and your overall qualification.

This poster must be displayed in a prominent place outside each examination room.

©JCQ 2025 - Effective from 1 September 2025

# EXAM REGULATIONS



## On your exam day

This checklist will help you to be as prepared as possible for your exams so that you can focus on doing your best on the day.

### Before sitting your exams, ensure you know:

- ☐ the date, time and location of each of your exams. You might find it helpful to write this information in a calendar or planner.
- ☐ who to contact at school or college in case there's an emergency that makes you late or unable to sit your exam.

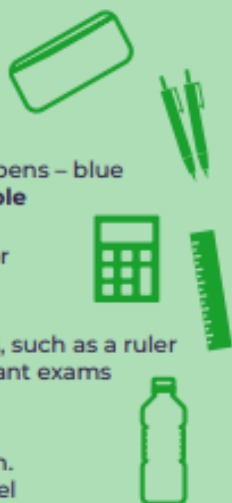
### What you cannot take into your exams:

- ☐ any type of phone
- ☐ revision notes
- ☐ any type of watch (this includes analogue, digital and smart watches)
- ☐ smart devices (e.g. Airbuds, smart glasses or tablets)



### What you will need:

- ☐ a clear pencil case
- ☐ at least two black ink pens – blue pens are **not acceptable**
- ☐ an approved calculator for relevant exams
- ☐ appropriate apparatus, such as a ruler or protractor, for relevant exams
- ☐ a clear water bottle if you wish to take one in. It **must not** have a label



### Other important information:

- ☐ Listen carefully to the invigilator's instructions, which will be specific to your exam. If you are unsure of anything, please raise your hand and wait for the invigilator to respond.
- ☐ Fill in your details on the front of your answer booklet.
- ☐ If you need an additional answer sheet, raise your hand and wait for an invigilator to provide one. Remember to add your details to this sheet.
- ☐ If you need to use the toilet or feel unwell, raise your hand and wait for an invigilator to escort you from the exam room.
- ☐ Remember to stay silent – talking to a fellow candidate could result in disqualification from all your exams.

### Contingency sessions:

- ☐ There are contingency sessions within the Summer 2026 exam timetable on the morning and afternoon of 24 June 2026. Make sure you are available on 24 June 2026.

If you have any questions about your exams, please ask your teacher or exams officer.



You can also find useful information about preparing for exams at [www.jcq.org.uk/exams-office/information-for-candidates-documents](http://www.jcq.org.uk/exams-office/information-for-candidates-documents)

EFFECTIVE FROM 1 SEPTEMBER 2025

# EXAM REGULATIONS



## AI and Assessments

### A quick guide for students



#### What is AI?

- AI stands for artificial intelligence and using it is like having a computer that thinks
- AI tools like ChatGPT or Snapchat My AI can write text, make art and create music by learning from data from the internet, but watch out – they can also make things up and be biased



#### How can AI be misused in assessments?

AI misuse is when you take something made using AI and say it's your own work.

**THIS IS CHEATING!**



#### How do I make sure I don't misuse AI?



##### 1 Know the rules

- You're **not allowed** to use AI tools when you're in an exam
- Your teachers will tell you if you're allowed to use AI tools when doing your coursework – the rules will depend on your qualification
- Even if you're allowed to use AI tools, you can't get marks for content just produced by AI – your marks come from showing your own understanding and producing your own work

##### 2 Reference reference reference!

- If you're allowed to use AI tools, you must reference them clearly
- Name the AI tool you used
  - Add the date you generated the content
  - Explain how you used it
  - Save a screenshot of the questions you asked and the answers you got

##### 3 Declare it's all your own work

– When you hand in your assessment, you have to sign a declaration. Anything without a reference must be all your own work. If you've used an AI tool, don't sign the declaration until you're sure you've added all the references



#### What happens if I misuse AI?

If you've misused AI, you could lose your marks for the assessment – you could even be disqualified from the subject.

**DON'T RISK IT!**



**REMEMBER**  
Misusing AI is cheating!

Know the rules

Talk to your teachers

Reference clearly

# LOOKING AFTER YOURSELF

Almost 1/5 of the calories we get from our diet is used by the brain! Sitting exams can be stressful and can weaken the immune system. Stress is normal though during the exams season.

## TIPS:

- Eat nutritious meals and snacks to aid concentration and memory.
- Drink lots of water.
- Sleep at regular times.
- Establish a routine and don not leave work until the last minute.
- Write lists, create a timetable to help you be organised.
- Reduce stress levels by staying physically active and socialising with family and friends.



# HOW CAN I SUPPORT MY CHILD?

- **Monitor report grades and follow up concerns**

Contact staff where there is a concern and staff will work with you to maximise your child's progress.

- **Check your child completes homework**

Homework is recorded on Go4Schools. If you are concerned about homework, contact your child's teacher. Help direct them to resources and websites. (See the subject pages).

- **Help with time management**

Help your child to create a revision schedule and stick to it (see page 7).

- **Provide a suitable area in which to work**

Ideally your child should work at a desk or table away from distractions. Encourage a routine to be established.

- **Encourage your child to read, watch the news and develop opinions on topical issues**

Read and re-read Literature novels and read the newspaper.

- **Attend revision classes when they start**

We aim to run revision sessions over Easter and May half term of Year 11.

- **Ensure your child leaves their mobile phone downstairs at night**

- **Praise hard work and good work and plan post-exam treats to look forward to**



# ART & DESIGN: FINE ART

## Exam Board: AQA

### Content to be examined

- **Personal portfolio: 60%**

Sketchbook work and personal responses/outcomes to include evidence of (but not exclusive to) a development of ideas through investigations, analytical and cultural understanding and demonstrating a range of ideas through experimentation of media, techniques and processes. Final pieces/outcomes sharing development of composition and refinement of skill.

- **Externally set assignment: 40%**

### NEA completed

- The personal portfolio is continually evolving and is re-assessed in its entirety at the end of the course seeking developments in previously assessed units.

### NEA to complete

- Completion of 'Transformations' by the end of the Summer term, Year 10, 2026.

**Final deadline for outstanding NEA coursework/sketchbooks:** February half term 2027, Year 11.

### Useful websites

- <https://www.aqa.org.uk/subjects/art-and-design/gcse/art-and-design-8201-8206>
- [www.tate.org.uk](http://www.tate.org.uk)
- [www.npg.org.uk](http://www.npg.org.uk)
- [www.vam.ac.uk](http://www.vam.ac.uk)
- [www.nationalgalleries.org](http://www.nationalgalleries.org)
- <https://www.nationalgallery.org.uk/>
- <https://firstsite.uk/>

### Other useful revision resources

- There is also some useful and helpful information on the BBC BITESIZE page for ART and DESIGN, including advice on sketchbook work, art history, writing frames page layout/presentation.
- <https://www.bbc.co.uk/bitesize/subjects/z6hs34j>

### Top revision and exam tips

- Revise the requirements of the assessment objectives and what they mean.
- Continue to work on sketchbooks, adding explanation to pages, annotating and highlighting key vocabulary.
- Prioritise art creativity and personal responses rather than further written work.

### How parents can help students prepare for the exam/coursework

- Have a bank of art materials at home so students can explore a range of media.
- Encourage time spent on sketchbook for additional homework, where students can experiment with a media, sketch from first-hand observation or annotate the pages of their books, explaining their intentions and the relevance of their research or media trial.

# ART & DESIGN TEXTILES

## Exam Board: AQA

### Examination format

- Students will be graded on portfolio and practical exam.
- The portfolio is worth 60% of the overall grade and is due after February half term.
- The exam is worth 40% of the overall grade.
- Students will start preparation for their practical exam in January 2027.
- The work will be externally moderated by the exam board in June 2027.

### Content and/or skills covered already

- Sewing Machine training
- Basic hand embellishment skills
- Basic decorative application of textiles
- Colour application
- Basic construction Methods
- Design process



### Content still to cover

- Creating layers in textiles
- Complex development and refinement of exploration
- Independent working
- 3D modelling in textiles
- Exploration of different materials
- Hand embellishment skill (developed)
- Decorative application (developed)
- Pattern cutting and fashion construction
- Design process (developed)

### NEA completed

- Portfolio should be well on its way to being plentiful and well established. The following projects should be complete by the end of Year 10:  
Sustained project: Choice of 3 topics
  - 1x full sketch book.
  - A range of developed textiles responses relating to chosen artist and presented in the book.
  - Final practical piece, (sustained practical outcome of own design based on prep work).

### NEA still to complete

- Independent project/mock exam: preparation (choice of 3 themes will be given)
- Mock practical exam (5 hours)
- Strengthening and building of final portfolio
- Preparation for final exam (a choice of themes issued by the exam board)
- Final Practical exam (10 hours)

### Date the work is to be completed by

- Independent project: Due date for design work and practical piece - September 2026.
- Final portfolio due: February 2027. (This will include sustained project and mock, consisting of two sketch books and two pieces of practical).

# ART & DESIGN TEXTILES (cont'd)

## Other useful resources

- Primary research such as photographs, visits to Art galleries or museums.
- Fashion/textiles books (there is a small selection in the library).
- Magazines such as the crafts council or interior/catwalk fashion magazines.

## Top coursework tips

- Students are encouraged to lead their own projects resulting in their work being individual and personal to them. Students who work in this way gain the highest marks awarded.
- Books should show a clear design and make process. Work should link throughout and should often reference theme, artists researched and sources of inspiration used.
- The highest grades require a high level of development and refinement.
- Refer to the assessment objectives as you work to make sure you are covering the criteria set out by the examining board. Copies of this can be found in your books, on the classroom walls, on the AQA website or you can ask Mrs Woodrow/Mrs Hepworth for a new copy.
- Practical needs to be creative, original and showcase as many decorative, modelling or construction techniques as possible.
- Complete work as you receive it to avoid work from mounting up. The main challenge here is that the work can be time consuming so it is important to be organised, manage time effectively and keep on top of tasks.
- Spend at least one hour per week working on your individual project at home.



# BUSINESS

## Exam Board: EDEXCEL

### Content 2 Themes

- Theme 1: Investigating a small business; Key business concepts, issues and skills involved in starting and running a small business
- Introduction to Theme 2: Building a business; National and global business contexts and develops an understanding of how these contexts impact business behaviour and decisions

### Exam timing

- 1 hour 45 minutes
- Case studies booklet separate to exam paper
- Calculator papers
- Black pens, highlighter, ruler
- 2 exams

### Useful websites

- [www.edexcel.org](http://www.edexcel.org)
- [www.seneca.org](http://www.seneca.org)
- [www.BBCbitesize.org](http://www.BBCbitesize.org)

### Useful revision resources

- Edexcel Business GCSE (9-1) Ian Marcouse
- Edexcel Business for GCSE: Introduction to Small Business
- The Pocket-Sized Revision Guide GCSE Business – daydream education
- Revise Edexcel GCSE (9-1) Business Complete Revision & Practice
- Collins Edexcel GCSE (9-1) Business Complete Revision & Practice
- Basic revision resources created by teacher



### Top tips for exam

- Read the questions twice
- BUG the question (box the command word, underline the key business term, glance at the marks)
- For multiple choice questions use X, draw a line through it if you changed your mind
- Look at the marks to know how much to write
- Use the correct structures (PDA, 9 mark structure, 12 mark structure)
- For Section A use any examples to support your points
- For Section B and C you must refer specifically to the cases given
- Read and annotate the case studies to identify the 5 points (taught in class)
- Every question must refer to the business and be specific, not vague
- Conclusions must show sophistication (current affairs, economy, what does it depend on)

### How parents can help students prepare for the exam

- Encourage students to keep up to date with current affairs on business and the economy
- Factual knowledge: use flashcards for 5-10 minutes to test
- Check that all the revision resources are available at home
- Students are completing past papers, homework booklets, case studies



# COMPUTER SCIENCE

## Exam Board: OCR

### Content to be examined

- 1.1 Systems architecture
- 1.2 Memory and storage
- 2.1 Algorithms
- 2.2 Programming fundamentals
- 2.3 Producing robust programs
- 2.4 Boolean logic
- 2.5 Programming languages and IDEs

### Assessment structure

- 100% Exam. One written exam.
- Paper 2 – Computational thinking, algorithms and programming

### Practical programming on-going

- Some of the 20 hours of practical programming has been completed

### Practical programming still to complete




- Remaining hours from the 20 hours of practical programming (done in Year 11)

### Useful websites

- [OCR.org.uk](http://OCR.org.uk)
- <https://www.cambridgegcsecomputing.org/>
- [W3 schools](http://W3schools)
- <https://craigndave.org/ocr-gcse-j277/ocr-gcse-j277-revision-videos/>
- [Teach-ICT](http://Teach-ICT)
- [Seneca learning](http://Seneca learning)
- <https://thecrashcourse.com/courses/computerscience>
- [Dr Frost Maths for Computer Science](http://Dr Frost Maths for Computer Science)

### Other useful revision resources

- OCR GCSE Computer Science - Author: George Rouse and Sean O'Byrne ISBN: 9781471866142 Publisher: Hodder Education Date: May 2016
- New GCSE Computer Science OCR Revision Guide - for the Grade 9-1 Course Paperback
- New GCSE Computer Science OCR Exam Practice Workbook - for the Grade 9-1 Course (includes Answers) Paperback - 21 Apr 2016
- Collins OCR 9-1 Computer Science GCSE Revision & Practice



# COMPUTER SCIENCE (cont'd)

## **Top revision and exam tips**

- Use and update revision RAG checklist.
- Learn and revise key terms using Frayer models/mindmaps/flash cards.
- Work through revision mats and CGP revision resources.
- Use [teach-ict.com](https://www.teach-ict.com) to revise in bitesize chunks on your smartphone or laptop.

## **How parents can help students prepare for the exam/keywork definition**

- Pair up to use flashcards for 5-10 minutes.
- Check that all the revision resources are available at home.
- Help with the Red elements of the revision checklist. These are the topics your child finds the hardest.

# DANCE GCSE

## Exam Board: AQA

### Component structure

- Component 1: Performance and Choreography (60%) NEA internally assessed coursework
  - ◇ Solo performance (15 marks)
  - ◇ Group performance (25 marks)
  - ◇ Solo OR group choreography (40 marks)
- Component 2: Dance appreciation (40%) – externally assessed
  - ◇ Written examination – 1 hour 30min (80 marks)

### Coursework/NEA still to complete

#### Component 1: Performance and Choreography

- Solo performance (15 marks)  
**Date work is to be completed by: October 2026**
- Group performance (25 marks)  
**Date work is to be completed by: February 2027**
- Solo OR group choreography (40 marks)  
**Date work is to be completed by: March 2027**

### Useful websites

- [www.aqa.org.uk](http://www.aqa.org.uk)
- [EoE Training Online](#)

### Other useful revision resources

- Students are sent all of the fact files and video resources on Go4Schools. They will also be given a revision booklet to use to support their recall and practise questions.

### How can parents help students prepare for the exam/coursework

- Encourage students to watch the professional works in the anthology a number of times so students can refer to a number of movement examples.
- Rehearsals – students must attend additional rehearsals outside of lesson time to ensure they are prepared for the practical assessment points. Please encourage students to book rehearsal time both at lunch and after school.

# DESIGN TECHNOLOGY

## Exam Board: Edexcel Pearson

### Examination format

- 100 marks (50% of total grade) Non-exam assessment, based on a theme set by the exam board, from June in Year 10 to February in Year 11.
- 100 marks (50% of total grade) written exam in June of Year 11.

Exam split into two sections:

- 40 marks based on the common core consisting of questions based on a range of materials and technological, environmental, and manufacturing theory.
- 60 marks on the theory and practice of timber-based products and processes.

### Content

- Metals: types, properties and structures.
- Plastics: types, properties and structures.
- Environmental, social and economic issues surrounding the design and manufacture of products.
- The study of designs by prominent designers and companies.
- Timber:
  - ◇ Woods: types, properties and structures of hardwoods, softwoods manufactured boards
  - ◇ Selection of timber based products for manufacture
  - ◇ Stock forms of timber based products
  - ◇ Manufacturing processes used to shape and form timber into products
  - ◇ Surface treatments of timber

### Non-exam assessment

#### 1 Investigate (8 marks)

Investigation of needs and research (8 marks)

Product specification (8 marks)

#### 2 Design



2.1 Design ideas (8 marks)

2.2 Review of initial ideas (8 marks)

2.3 Development of design ideas into a chosen design (12 marks)

2.4 Communication of design ideas (8 marks)

2.5 Review of chosen design (6 marks)



and



# DESIGN TECHNOLOGY (cont'd)

## 3 Make

- 3.1 Manufacture (24 marks)
- 3.2 Quality and accuracy (12 marks)

## 4 Evaluate

- 4.1 Testing and evaluation (6 marks)

**Date the work is to be completed by: End of March 2027**

## Useful websites

- Edexcel Design and Technology (9-1) from 2017 | Pearson qualifications
- GCSE bitesize

## Other useful revision resources

- Edexcel GCSE (9-1) Design and Technology Student Book (ISBN-10 : 1292184582)
- GCSE Edexcel Design and Technology D&T 1DT0 Course textbook by PG Online KS4 DT Exam Pass Complete Officially Endorsed Guide Pearson Examination Board (ISBN-10 : 1910523135)
- CGP Grade 9-1 GCSE Design & Technology AQA Revision Guide (ISBN-10 : 1782947523)
- CGP Grade 9-1 GCSE Design & Technology AQA Exam Practice Workbook (ISBN-10 : 1782947531)

## Top revision and exam tips

- Use revision workbooks provided by the class teacher.
- School folders on exam questions and mark schemes.

# DRAMA

## Exam Board: AQA

### Content to be examined

- Set text: Blood Brothers – students understanding plot, character, themes and design elements
- Theatre roles and responsibilities
- Reviewing live theatre skills and techniques
- How theatre is developed and performed

### Assessment Structure

- Component One – Understanding Drama 40% (Study of set play which is Blood Brothers and a Live Theatre Review)
- Component Two – Devising Drama 40% (Practical 20 Marks and Devising Log Portfolio 60 Marks)
- Component Three – Texts in Practice Performance 20% – Students will work in small groups/duologues to perform an extract from a text

### NEA still to complete

- Component Two – Devising Drama (Practical 20 Marks and Devising Log Portfolio 60 Marks). Students will work in groups to create a drama performance inspired by a stimulus. They are required to demonstrate a range of theatrical skills, ability to collaborate and inventiveness and meeting personal/group aims.

**Date the work is to be completed by:** July 2026

- Component Three – Texts in Practice Performance (20%) – Students will work in small groups/duologues to perform an extract, from a script.

**Date the work is to be completed by:** March 2027

### Useful websites

- AQA [www.aqa.org.uk](http://www.aqa.org.uk)
- BBC Bitesize <https://www.bbc.co.uk/bitesize/examspecs/zrnjwty>
- National Theatre Collection <https://www.dramaonlinelibrary.com>
- Super Summary <https://www.supersummary.com/drama-theater-guide/>

### Other useful revision resources

- Microsoft Teams – Online Lessons (Blood Brothers, Live Theatre Review, Theatre Roles and Responsibilities)
- Drama Revision Guide.
- [GCSE Drama Play Guide - Blood Brothers: for the 2026 and 2027 exams \(CGP GCSE Drama\) : CGP Books, CGP Books: Amazon.co.uk: Books](#)
- [Blood Brothers: Willy Russell \(Modern Classics\): Amazon.co.uk: Russell, Willy: 9780413767707: Books](#)

### Top revision and exam tips

- Take your time and read the question. Highlighting key skills needed to be used and the point of the question.
- Complete Section C (Live Theatre Review) question first. Worth the largest amount of marks (32 Marks).
- Make sure you completely understand the plot, characters and intentions of the set text (Blood Brothers). Be ready to pick out other key moments from the script.
- Always talk about physical and vocal acting skills together not separately.
- Watch any of the online lesson on Microsoft teams that you do not feel confident with.

# DRAMA (cont'd)

## **How parents can help students prepare for the exam/coursework**

- Reminding students to attend after school rehearsals for their practical components.
- Picking out effective actors' performances when watching TV or live theatre and students then to explain to them how they are using their physical and vocal skills.
- Reminding students of the resources that are available online.
- Supporting them to learn their lines, gradually building up to memorising full extract or part.

# ENGLISH LANGUAGE

## Exam Board: AQA

### Content to be examined

- Reading skills – students will be given unseen extract(s) in both Language papers and will be assessed on their ability to: retrieve information, summarise, compare, analyse language and structure, explore narrative structure and identify viewpoints and perspectives.
- Writing skills – students will be asked to write a fiction and non-fiction piece of writing, students will gain marks for: a well-planned piece of writing that writes in the correct format (e.g.: article or letter), uses a range of well chosen vocabulary, a range of sentence structures, varied punctuation and uses a range of literary devices.

### Assessment structure

- Language Paper 1 – Fiction – Reading and Writing section
- Language Paper 2 – Non-Fiction Reading and Writing section
- Both unseen content

### Coursework/NEA completed

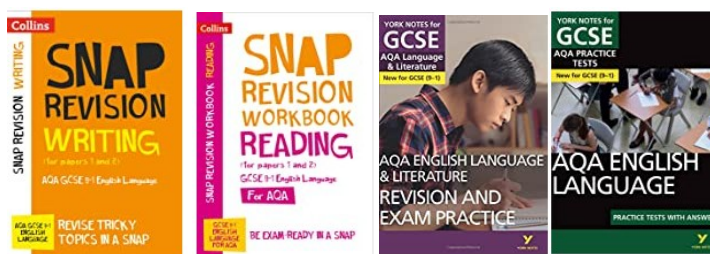
- Your child's Spoken Language NEA was completed at the end of Year 9 and they were awarded: A pass, merit or distinction for this. This will appear on their Language GCSE certificate as a separate qualification.
- There are no other NEA or coursework elements for English Language.

### Useful websites

- <https://www.aqa.org.uk/>
- <https://www.senecalearning.com>
- <https://www.youtube.com/user/mrbruff>

### Other useful revision resources

- Snap revision Guides, York Notes or CPGP guides.



### Top revision and exam tips

- Revise your writing skills including the challenge factors such as using a variety of sentence structures and complex punctuation.
- Recap/revise what skills need to be used for each question so that you remember what you need to do to gain marks.
- Practise – Complete practice papers and questions. Your teacher will always be willing to mark them!

### How can parents help students prepare for the exams

- Encourage them to complete homework to a good standard.
- Ask them how they are getting on with their language papers in class and what their strengths and weaknesses are.
- Quiz them on the mark schemes for each question and what they need to do.
- There are lots of past papers online if you want to encourage them to do some extra revision at home. For the Language paper, the best revision is to practise.



# ENGLISH LITERATURE

## Exam Board: AQA

### Content to be examined

- There are four areas to cover for this GCSE:
  - 19<sup>th</sup> Century novel (Jekyll and Hyde or A Christmas Carol)
  - Modern text (Animal Farm or An Inspector Calls)
  - Cluster Poetry (Love and Relationships or Power and Conflict)
  - Shakespeare – Macbeth
  - Unseen Poetry
- Students have covered all sections of these exams and are now embarking on revision for these.

### Assessment structure

- Literature Paper 1: 19<sup>th</sup> Century text and Shakespeare
- Literature Paper 2: Modern Text, Cluster Poetry and Unseen Poetry

### Coursework/NEA completed

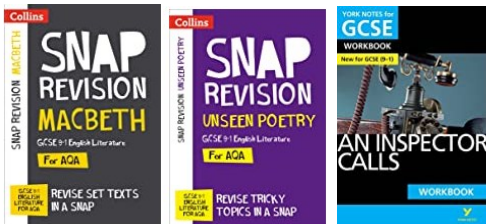
- There are no NEA or coursework elements for this GCSE.

### Useful websites

- <https://www.aqa.org.uk/>
- <https://www.senecalearning.com>
- <https://www.youtube.com/user/mrbruff>

### Other useful revision resources

- Snap revision guides, York Notes or CGP guides
  - They do these for all texts studied:



### Top revision and exam tips

- Recap the plot, main characters and themes for the texts you have studied.
- Learn some quotations for each of the main characters and themes – you will need these in the exam!
- Practise planning for lots of different exam questions – the more you plan and practice the more you will remember.
- Look over how to write your detailed analytical paragraphs to make sure you are hitting the mark scheme – your teacher will have given you lots of examples and models.

### How parents can help students prepare for the exam/coursework

- Encourage them to complete their homework to a good standard.
- Quiz them on their knowledge of plot or characters in the texts.
- They need to know quotations for these exams so quiz them on the quotes they know.
- Ask them what they get marks for in their exam questions and what their next steps are.

# FOOD, PREPARATION AND NUTRITION

## Exam Board: EDUQAS

### Examination format

- NEA 1 (15% of the GCSE)
- NEA 2 (35% of the GCSE) - To make 3 dishes and accompaniments in 3 hours
- Written exam in June - 1hr 45mins (50% of the GCSE)

### Content and/or skills

- Nutrition and Healthy Eating
- All commodities (Cereals, fruit and vegetables, dairy, meat, fish, poultry and eggs)
- Practical skills, presentation and time management (dovetailing)

### Content still to cover

- Fats and sugar, soya, tofu, nuts and seeds
- Some areas of food provenance
- Environmental/food waste/packaging
- Food science/sensory testing
- All commodities
- Exam technique

### NEA completed

- NEA 1 and 2 will take place in Year 11
- Mock NEA 1 and 2 will be completed in Year 10

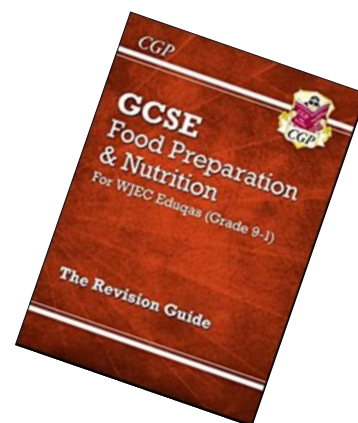
### NEA still to complete

- NEA 1: brief released in September 2026 (Food science investigation)
- NEA2: brief released beginning of November 2026
  - Research
  - Trialling of recipes
  - Choice of dishes to cook
  - Plan for making
  - Cooking exam (February 2027)
  - Evaluation

**Date the work is to be completed by:** February half term 2027

### Useful websites

- <https://www.eduqas.co.uk/> website (practical skills, theory)
- <https://www.bbcgoodfood.com/>
- [You Tube](#) BBC Teach, Food Preparation and Nutrition
- <https://www.foodafactoflife.org.uk/>
- <https://www.nutrition.org.uk/>
- <https://www.ifst.org/lovefoodlovescience.org>



### Other useful revision resources

- EDUQAS CGP Revision Guide (purchased from school)
- The school P Drive (lots of revision material)
- Go 4 Schools
- We will be using Microsoft Teams for the NEAs, help and support tips will be posted during this time.

### Top revision and exam tips

- RAG the exam syllabus – start revising the topics that you find difficult/past papers/practice long answer questions (many marks can be lost and gained from these)
- Use past papers
- Practise long answer questions (many marks can be lost and gained from these)

# FRENCH

## Exam Board: EDEXCEL

### Examination format

- Students will be assessed in a formal speaking exam in April. This will be worth 25% of the final mark. There will be two mock speaking exams, one in October and one in February.
- Listening, Reading and Writing will be assessed in separate exams in May and June and are each worth a further 25% of the final mark.
- Summer 2026 is the first examination series following a new specification.

### Content to cover in Year 10

- Free Time
- Myself, Family and Relationships
- School
- Healthy Living
- Holidays

### Content to cover in Year 11

- Environment and Social Issues
- My Neighbourhood
- Studying and My Future

### NEA completed


- There are no NEA or coursework elements for this GCSE.

### Useful websites

- [Pearson Edexcel GCSE French \(2024\) | Pearson qualifications](#)
- [www.languagenut.com](http://www.languagenut.com)

### Other useful revision resources

- Edexcel Revision Guide and Workbook – all students have been provided with copies of these by the MFL department.
- Revision tasks are posted weekly on Language Nut by staff. All students have a login.



### Top revision and exam tips

- Attend revision sessions - ask your teacher for details.
- Revise little and often - you will remember the information much better this way.
- Review tenses and vocabulary and revisit often.
- Learn generic structures to use in your writing exams, such as examples of different tenses and opinion phrases.

# GEOGRAPHY

## Exam Board: AQA

### Examination format

This will involve 3 examinations:

**Paper 1 - Living with the Physical Environment:** 1 hour 30 minutes - 88 marks in total and is worth 35% of your final mark

**Paper 2 - Challenges in the Human Environment:** 1 hour 30 minutes - 88 marks in total and is worth 35% of your final mark

**Paper 3 - Geographical applications:** 1 hour 30 minutes - 76 marks in total and is worth 30 % of your final mark

### Content and or skills covered already


- Paper 1 - The Restless Earth, The Living World, Physical Landscapes of the UK (all units covered)

### Content still to cover

- Paper 2 - Urban Issues and Challenges; The Challenge of Resource Management; The Changing Economic World
- Preparation for Paper 3

### NEA completed

- 1 piece of fieldwork has been completed already. The physical fieldwork was to Walton-on-the-Naze, Essex. The Human fieldwork will be to Colchester Garrison redevelopment, Essex. These are required for paper 3



### Useful websites

- AQA Geography <https://www.aqa.org.uk/subjects/geography/gcse/geography-8035>
- BBC Bitesize - AQA course <https://www.bbc.co.uk/bitesize/examspecs/zy3ptyc>
- Seneca Learning [Free Homework & Revision for A Level, GCSE, KS3 & KS2 \(senecalearning.com\)](https://www.senecalearning.com/)
- <https://www.internetgeography.net/>; Revision workbooks and case study notes available

### Other useful revision resources

- Revision guides: GCSE 9-1 Geography AQA Revision Guide by Tim Bayliss - ISBN: 978-0-19-842346-1
- Revision workbook: AQA GCSE (9-1) Geography Workbook by Andy Owen - ISBN: 9781510453364

### Top revision and exam tips

- Active revision is the best way to revise geography, so follow the 'Chunked' weekly revision guide that has been given to you by your teacher to revise weekly tasks so you cover the whole course. (Emailed via GO4S)
- Practice exam technique, model answers, either set by your class teacher or using the AQA workbook
- Complete the AQA Seneca activities and exam preparation
- Attend the weekly revision sessions delivered by the Geography department from January

# GERMAN

## Exam Board: EDEXCEL

### Examination format

- Students will be assessed in a formal speaking exam in April. This will be worth 25% of the final mark. There will be two mock speaking exams, one in October and one in February.
- Listening, Reading and Writing will be assessed in separate exams in May and June and are each worth a further 25% of the final mark.
- Summer 2026 is the first examination series following a new specification.

### Content to cover in Year 10

- School
- Free Time
- Myself, Family and Relationships
- Healthy Lifestyle
- My Neighbourhood

### Content to cover in Year 11

- Holidays
- Environment and Social Issues
- Studying and My Future

### NEA completed


- There are no NEA or coursework elements for this GCSE.

### Useful websites

[Pearson Edexcel GCSE German \(2024\) | Pearson qualifications](#)  
[www.languagehut.com](http://www.languagehut.com)

### Other useful revision resources

- Edexcel Revision Guide and Workbook – all students have been provided with copies of these by the MFL department.
- Revision tasks are posted weekly on Language Nut by staff. All students have a login.



### Top revision and exam tips

- Attend revision - ask your teacher for details.
- Revise little and often - you will remember the information much better this way.
- Review tenses and vocabulary and revisit often.
- Learn generic structures to use in your writing exams, such as examples of different tenses and opinion.

# HEALTH AND SOCIAL CARE

## Exam Board: OCR Cambridge National

### Content to cover this year

- Principles of care in health and social care settings (Rights, Values, Safety and Security). Mandatory exam unit. Exam to be taken at the end of Year 11.
- Public Health Campaigns NEA to be completed this year. Contributes 30% to final grade.

### Coursework/NEA to be completed

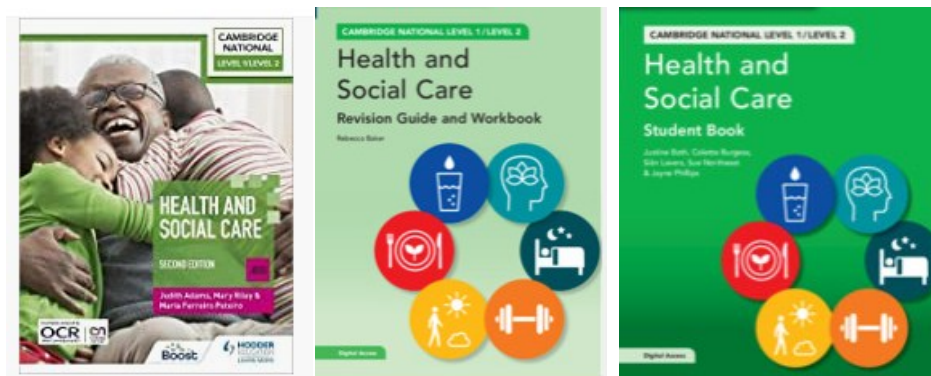
- Supporting individuals through life events (mandatory NEA)
- Public Health Campaigns

Date the work is to be completed by: **March 2026**

### Useful websites

<https://www.ocr.org.uk/qualifications/cambridge-nationals/health-and-social-care-level-1-2-j835/>

### Other useful revision resources



### Textbook/Revision Guide

- Cambridge National in Health and Social Care Student Book with Digital Access (2 Years): Level 1/Level 2 (Cambridge Nationals) by Justine Bath, Colette Burgess, Sian Lavers, Sue Northeast
- My Revision Notes: Level 1/Level 2 Cambridge National in Health & Social Care: Second Edition by Judith Adams
- Level 1/Level 2 Cambridge National in Health & Social Care (J835): Second Edition by Mary Riley, Judith Adams, Maria Ferreira Perteiro
- Cambridge National in Health and Social Care Revision Guide and Workbook with Digital Access (2 Years): Level 1/Level 2 (Cambridge Nationals) by Rebecca Baker

### Websites

<https://www.ocr.org.uk/students/exam-support/revision/>

[www.nhscareers.nhs.uk](http://www.nhscareers.nhs.uk) – NHS health and social care careers

# HEALTH AND SOCIAL CARE (cont'd)

## Exam preparation

- The final exam takes place in June of Year 11
- After Easter, class time is spent on preparing for their exam (worth 40% of their overall grade)
- Work at home should be focused on learning facts, and class time is used to further understand how to apply that knowledge to an exam question
- There will be a revision session in the May half term

## Coursework/NEA

- Students have will have completed two modules of coursework by Easter in Year 11 (worth 30% each)





# HISTORY

## Exam Board: EDEXCEL

### Content already covered

- Medicine in Britain, 1250-present & The British Sector of the Western Front, 1914-1918

### Content left to cover

- Henry VIII and his Ministers, 1509-1540
- The American West, 1835-1895
- Weimar and Nazi Germany, 1918-1939

### Assessment Structure

- **Paper One:** Thematic Study - Medicine in Britain, 1250-present & The British Sector of the Western Front, 1914-1918 (1hr 20 mins)
- **Paper Two:** British Depth Study - Henry VIII and his ministers, 1509-1540 and Period Study - The American West, 1835-1895 (1 hour 50 mins)
- **Paper Three:** Modern Depth Study - Weimar and Nazi Germany, 1918-1939 (1hr 30mins)

### NEA completed

- N/A

### NEA still to complete



- N/A

### Useful websites

- Exam board website: <https://qualifications.pearson.com/en/qualifications/edexcel-gcses/history-2016.html>
- Seneca learning (Medicine):  
<https://app.senecalearning.com/classroom/course/67b0ecb0-38be-11e8-977a-0db134efd493>
- Seneca learning (Germany):  
<https://app.senecalearning.com/classroom/course/41857c40-325b-11e8-9e12-b76930b9a46c>
- Seneca learning (Henry VIII):  
<https://app.senecalearning.com/classroom/course/6d52b686-09fc-4d64-84cc-7a33dcf942cc>

### Other useful revision resources

- We will provide access to fact tests on GO 4 Schools (please request a paper copy if you would like one)
- We also have booklets of practice exam questions/revision tasks for all units that will be given out to students in lessons (please request these if you would like them sooner)
- Pearson Revision Guides





# HISTORY (cont'd)

## Top revision and exam tips

- Revision is often best when it is kept simple, done in small chunks and repeated. **Try revising the fact test by learning 10 answers at a time. Each time you revise, repeat your previously learned facts and then revise 10 new facts.**
- The best way to aid your understanding of history is to make sure you are confident with the big 'overview' story before you begin revising the smaller, more detailed topics. **Have you tried making a big timeline for each unit?**
- Don't forget to practise exam technique - **the best way to revise this is practice questions.**

## How parents can help students prepare for the exam

- Ensure they have a quiet space to work with no distractions.
- Encourage them to take a break every so often.
- Check in with their revision - you could verbally quiz them on the fact tests.

# MATHEMATICS

## Exam Board: EDEXCEL

### Course details for 2026

- Students will be taking 3 GCSE Mathematics papers – 1 Non-Calculator and 2 Calculator papers to be sat in the Summer of Year 11.
- Teachers will ensure that students are familiar with the appropriate subject content prior to the exams.
- Students will have access to formula pages up to the summer of 2027 examinations for maths.

### Content and or skills covered already

- All students will have been covering GCSE course content since their arrival in Year 7 including: number, algebra, shape, space, measures, data handling, probability and ratio and proportion;
- Everything they have been learning while here at The Gilberd will contribute to their mathematical knowledge and experience: the skills and objectives for many topics will have been returned to and built on each academic year;
- Students looking to take either the Foundation or Higher Tier will have seen a good proportion of the course content already.

### Content still to cover

- Year 10 content will spiral back to content from Key Stage 3 and extend this knowledge past previous learning in each topic to the appropriate degree needed to get the highest level of difficulty within that topic, tier appropriate. There will also be some introductions to new topics not seen before in Key Stage 3 for all tiers.
- Year 11 content tends to look at the higher end skills of whichever tier the students are entered for, and then consolidate all learning once the course is complete.
- There will be several topics left still to cover in each tier of entry through Year 11 – these will differ depending on which set the student is in and what tier of exam they are taking; students should talk to their teachers to find out what is left if they wish to find out.

### Coursework/NEA completed


- Not Applicable to Mathematics

### Coursework/NEA still to complete

- Not Applicable to Mathematics

### Useful websites

<https://www.sparxmaths.uk/>  
<https://www.mathsgenie.co.uk/>  
<https://corbettmaths.com/>  
<https://mathsbot.com/>  
[onmaths](#) | Maths revision and support



# MATHEMATICS (cont'd)

## Other useful revision resources

- CGP GCSE Maths Edexcel Revision Guide: Higher - for the Grade 9-1 Course
- GCSE Maths Edexcel Exam Practice Workbook: Higher - for the Grade 9-1 Course (Provided by school)
- CGP GCSE Maths Edexcel Revision Guide: Foundation - for the Grade 9-1 Course
- GCSE Maths Edexcel Exam Practice Workbook: Foundation - for the Grade 9-1 Course (Provided by school)

## Free-Standing Mathematics Qualification (FSMQ)

- We will be running the OCR Free Standing Mathematics Qualification (FSMQ) in Year 11. This will be available to students who are already performing at very high attainment levels, primarily in top set classes in Year 11.
- There is only capacity to run one class for this course, so spaces are limited. Maths subject performance may have influence on who is selected to take the course.
- Participation to this course is contingent on students continuing to focus on high performance in their GCSEs; there will be a deadline, at which if a student is not achieving the top grades at GCSE by that point, then they will be withdrawn from the FSMQ course to maximise performance at GCSE.

## Top revision and exam tips

- Revision should be directed – students should be using the feedback sheets in their books from assessments to address their strengths and weaknesses, then directing their attention to the skills that need improving;
- It would be useful to make or find a checklist of the objectives that can appear in the exam, and check off skills once they have been learned to an appropriate level; this can be found on Maths Genie;
- Students should revise mathematics in smaller, more frequent sessions, rather than sit and study for hours at a time. 30 minutes to 1-hour sessions would be appropriate;
- Focus on one or two topics at a time in a revision session, and rehearse skills repeatedly to help retain the information;
- Practice papers and exam-style questions are good for practice, so students get used to the exam style of writing and posing questions; however, don't do lots at once, as the resources for these are limited. <https://mathsbot.com/> is a good website for generating unlimited random papers;
- Students will also be issued a revision workbook by their maths teacher at no cost – these will be useful to top up revision and to evaluate which skills need more work;
- Students should get into the habit of using highlighters to pick out the relevant pieces of information in exam questions;
- Students should make sure they have all of their own mathematical equipment and be familiar with how to use it – calculator, protractor, pair of compasses included.

# MUSIC

## Exam Board: AQA

### Content and or skills covered already

- All key vocabulary
- Notation and Rhythm theory
- Area of Study 3 (Traditional Music)
- Composition skills

### Content still to cover

- Western Classical Music
- Popular Music

### NEA still to complete

- First composition to start Spring Term 2026
- Performance exams: November 2026 (ensemble) and March 2027 (solo)
- Second Composition: February 2027

**Date the work is to be completed by:** All coursework to be completed by the end of Spring term 2027.

### Useful websites


- <https://www.aqa.org.uk/subjects/music/gcse/music-8271>
- <https://portal.focusonsound.com>
- <https://www.bbc.co.uk/bitesize/examspecs/zfwv7nb>

### Other useful revision resources

- CGP GCSE AQA Music textbook.

### Top revision and exam tips

- Use Music First (Focus on Sound) to practise lots of exam questions.
- Listen to lots of different styles of music and identify key features.
- Spend time listening to study pieces (set works) to re familiarise yourself with them.
- Spend at least an hour a week practising your instrument and ensure you attend instrumental lessons.
- Attend your school peripatetic lesson.



# PE - GCSE

## Exam Board: OCR

### Content to be examined and assessment overview

Content Overview	Assessment Overview
<b>J587/01 Physical factors affecting performance</b> This component will assess: <ul style="list-style-type: none"><li>1.1 Applied anatomy and physiology</li><li>1.2 Physical training</li></ul>	<b>Written paper: 1 hour</b> <b>30% of total GCSE (9–1)</b> <b>60 marks</b>  This paper consists of a mixture of objective response and multiple-choice questions, short answers and extended response items.
<b>J587/02 Socio-cultural issues and sports psychology</b> This component will assess: <ul style="list-style-type: none"><li>2.1 Socio-cultural influences</li><li>2.2 Sports psychology</li><li>2.3 Health, fitness and well-being.</li></ul>	<b>Written paper: 1 hour</b> <b>30% of total GCSE (9–1)</b> <b>60 marks</b>  This paper consists of a mixture of objective response and multiple-choice questions, short answers and extended response items.
<b>J587/04 Practical Performances</b> This component will assess: <ul style="list-style-type: none"><li>Core and advanced skills in three activities taken from the approved lists:<ul style="list-style-type: none"><li>one from the 'individual' list</li><li>one from the 'team' list</li><li>one other from either list.</li></ul></li></ul>	<b>Non-exam assessment (NEA)</b> <b>30% of total GCSE (9–1)</b> <b>60 marks</b>  This NEA will consist of three activities, including at least one 'team' and at least one 'individual' sport from the approved activity lists, all performed in competitive situations.
<b>J587/05 Analysis and Evaluation of Performance</b>  This component draws upon the knowledge, understanding and skills a student has learnt and enables them to analyse and evaluate their own or a peer's performance in one activity.	<b>Non-exam assessment (NEA)</b> <b>10% of total GCSE (9–1)</b> <b>20 marks</b>  This NEA will consist of a written task that must be produced under controlled conditions.

### NEA

- AEP will be started at the end of Year 10 and then completed in Year 11. Six sections of coursework, this will be completed in a specific block. Students will have the whole task explained to them, they will have 14 hours to complete this task and the content delivered in Year 10 and the start of Year 11 will underpin this coursework.
- Practical exams (3 sports per student, 1 team, 1 individual and 1 either).
  - Performance log; **ALL SPORTS**.
  - Evidence - filming of competitive matches and other "Off-site" activities.
  - Videos to be in by **14th December 2026**.
  - FINAL assessments for 3 sports to be completed by **10th March 2027**.

Please use the OCR GCSE PE NEA link to find the sports that can be assessed. Any offsite activities need to be recorded. Speak to your teacher at the earliest opportunity to make them aware of these so provisions can be put in place.

### Useful websites

- OCR GCSE PE: <https://www.ocr.org.uk/qualifications/gcse/physical-education-j587-from-2016/> (specification, past papers and mark schemes).
- GCSE Bitesize: [GCSE Physical Education - OCR - BBC Bitesize](#) (OCR exam board).
- [www.senecalearning.com](http://www.senecalearning.com)

# PE - GCSE (cont'd)

## Revision Guides

- My Revision Notes: OCR GCSE (9-1)  
PE Hodder Publications
- OCR GCSE 9-1 Physical Education textbook Will Swaites

## Top exam tips

- Developing exam strategies;  
**BUG:**  
**B**ox command word  
**U**nderline key concept  
**G**lance at the marks
- Use empty spaces, do not leave blanks—have a go!  
Data questions—what AND why.
- Developing extended answer questions/exam technique;  
**Command words:**  
**AO1**— Define, describe, list, identify, state = **simple, to the point answers**  
**AO2**— using **SIS: (Specific In Sport) Relate to sport**  
**AO3**—Analyse, evaluate, explain, discuss, compare, justify = **go in to more detail, develop your statements**
- Write on the lines clearly and label question number on additional sheets
- On data questions: state what happens and suggest **WHY**
- DO NOT LEAVE BLANK SPACES – ALWAYS have a go...even a guess, you may be right!
- Plan your long answer question – even if you are running out of time, the examiner will see your knowledge and understanding.



## Top revision tips

- Look, cover, write, check!! Reading on its own is not a revision technique!
- Verbalise your work – read out loud/explain to others.
- Put actions to the content e.g. when asked about the muscles/bones involved in an action – do the movement...feel the muscles in action.
- A3 Recall Sheets done in school per topic and stuck in book—completed at the end of each topic.
- Exam practice.
- Key word list.

## How parents can help students prepare for the exam/coursework

- Encourage the use of key terminology in everyday use – i.e. the bones/muscles/movement actions/joints.
- Ensure out of school competition is recorded on the competitive log – this can be back dated if not yet up to date.
- Attendance to extra-curricular clubs is VITAL to develop skills for the practical assessment.  
Climbing Monday/Badminton Tuesday  
– a link to the assessment criteria is below:  
[OCR GCSE \(9-1\) Physical Education J587 Guide to Non-exam Assessment \(NEA\) - Version 1.5 \(September 2021\)](#)
- Participation in Core PE to develop skill.

# RELIGIOUS STUDIES

## Full Course

Exam Board: AQA A

### Content to be examined

#### Religions paper:

**Christian Beliefs:** Creation, The Trinity, The Incarnation, The last days of Jesus' life, Salvation, Christian eschatology and Evil and suffering.

**Christian Practices:** Worship, prayer, Sacraments, Holy Communion, Pilgrimage, Festivals, The role of the church in the local community, Church Growth, The importance of the world wide church, Christian persecution and The church's response to poverty.

**Muslim Beliefs:** The Six Beliefs, The five roots of 'Usul 'ad-Din, The nature of Allah, Risalah, Muslim holy books, Malaikah, Al-Qadr and Akhirah.

**Muslim Practices:** Shahadah, Salah, Zakah, Sawm, Hajj, Jihad, Festivals.

#### Thematic:

**Relationships and families:** Marriage, sexual relationships, families, support for the family in the local parish, contraception, divorce, equality of men and women in the family and gender prejudice and discrimination.

**Peace and Conflict:** Peace and peace-making, violent protests and terrorism, Reasons for war, Weapons of mass destruction, Just War, Holy war and religion as a cause of violence, pacifism, Religious responses to the victims of war.

**Religions and Life:** The origins of the universe, the value of the world, the use and abuse of the environment, pollution, abortion, euthanasia, death and the afterlife.

**Crime and Punishment:** Reasons for crime, Christian attitudes to law breakers, Aims of punishment, Treatment of criminals, Prison, Corporal punishment and Community Service, Death Penalty.

### Assessment structure

- Two, 1 hour and 45-minute exams. You will need to answer four 1-5 questions in that time. One religions Paper and one Thematic Studies paper. To be sat in May 2027.

### Useful websites

<https://www.bbc.co.uk/bitesize/examspecs/zy7spbk>



<https://www.aqa.org.uk/subjects/religious-studies/gcse/religious-studies-short-course-8061/assessment-resources?f.Resource+type%7C6=Question+papers&f.Option%7C9=Section+B&f.Modified+papers%7CModified=Standard>

# RELIGIOUS STUDIES

## Full Course (cont'd)

### Other useful revision resources

- The revision book which your RE teacher has given to you, and:



### How parents can help students prepare for the exam/coursework

- Test them on their key words – do they know what they mean?
- Encourage them to use Seneca

### Top revision and exam tips

- Chunk your revision
- Make flash cards for all key words
  - If you don't know what the key words mean, you may not understand the exam questions.



# RELIGIOUS STUDIES

## Short Course

Exam board: AQA

### Content to be examined

**Christian Beliefs:** Creation, The Trinity, The Incarnation, The last days of Jesus' life, Salvation, Christian eschatology and Evil and suffering.

**Muslim Beliefs:** The Six Beliefs, The five roots of Usul ad-Din, The nature of Allah, Risalah, Muslim holy books, Malaikah, Al-Qadr and Akhirah.

**Relationships and families:** Marriage, sexual relationships, families, support for the family in the local parish, contraception, divorce, equality of men and women in the family and gender prejudice and discrimination.

**Peace and Conflict:** Peace and peace-making, violent protests and terrorism, Reasons for war, Weapons of mass destruction, Just War, Holy war and religion as a cause of violence, pacifism, Religious responses to the victims of war.

### Assessment Structure



- One, 1 hour and 45-minute exam. You will need to answer four, 1-5 questions in that time. One Christianity paper, one Islam paper and one Thematic Studies paper. To be sat on 20th May 2026.

### Useful websites

<https://www.bbc.co.uk/bitesize/examspecs/zjgx47h>

<https://www.aqa.org.uk/subjects/religious-studies/gcse/religious-studies-short-course-8061/assessment-resources?f.Resource+type%7C6=Question+papers&f.Option%7C9=Section+B&f.Modified+papers%7CModified=Standard>

### Other useful revision resources



### How parents can help students prepare for the exam/coursework

- Test them on their key words – do they know what they mean?
- Encourage them to use Seneca

### Top revision and exam tips

- Chunk your revision
- Make flash cards for all key words
  - If you don't know what the key words mean, you may not understand the exam questions.

# RELIGIOUS STUDIES

## Beliefs & Values

Exam board: ASDAN

### Content to be examined

*Students will be prepared for the following units, each worth one credit:*

- *Values, Beliefs and Decision Making* with a focus on positive and negative peer pressure; moral decisions & multiculturalism.
- *Environment* with a focus on global warming, carbon emissions, environmental activists and renewable energy.
- *Crime and Punishment* with a focus on need for laws, causes of crime, death penalty and the Holocaust.
- *Peace and Conflict* with a focus on Martin Luther King Jr.
- *Beliefs and Practice* with a focus on Hajj.
- *Inspiration* with a focus on inspirational art works.

### Assessment Structure

- Continuous assessment based on classwork.
- Students will either complete **four** smaller challenges or **one** project for each of the six credits.
- Work will be marked and moderated in school and external verification will be applied for.

### Useful websites

- <https://www.asdan.org.uk/beliefs-and-values-short-course/>
- Other websites will be used for research and teachers will direct students to these as and when required.

### Other useful revision resources

- Revision is not required as students work on projects for a short time and then change to a different topic.

### How parents can help students prepare for the exam/coursework

- Discuss their work with them and ask them what topics they are studying at the moment.

### Top revision and exam tips

- Keep up to date with your coursework so you are not in a rush later on.

# COMBINED SCIENCE

## Exam Board: EDEXCEL

### Content to be examined

- In Combined Science and separate Sciences (Biology, Chemistry and Physics) we are following the EDEXCEL scheme of work. In the Combined Science GCSE the content is split up into Biology, Chemistry and Physics topics.
- In Biology the content is split up into different topics which cover a range of aspects of Biology including Cells, Human Biology, Plants, and Ecology.
- In Chemistry there are different topics covering a range of topics including Atomic structure, Bonding, Chemical reactions, and Earth and Atmospheric Science.
- In Physics the content is split up into different topics covering different aspects such as Energy, Forces, Electricity, and Particle model.

### Assessment structure

- During Year 10 there are end of topic assessments to assess the content of each of the topics, and to inform our students on which parts of the individual topics that they need to revisit. There is also an end of year assessment.
- For the GCSE examinations in Combined Science the content is split up in to 2 papers for each of Biology, Chemistry and Physics.
- Each paper is:
  - 40% factual recall,
  - 40% application of knowledge,
  - 20% analysis of information e.g. graphs, tables of data.

### NEA completed

- N/A

### NEA still to complete





- N/A

### Useful websites

- <https://qualifications.pearson.com/en/qualifications/edexcel-gcses/sciences-2016.html>
- <https://www.pearsonactivelearn.com/>
- <https://senecalearning.com/en-GB/>
- <https://www.bbc.co.uk/bitesize/subjects/zp266yc>

### Other useful revision resources

- CGP Revision guides and Exam practice workbooks - these are available in foundation and higher level for Combined Science.



# COMBINED SCIENCE (cont'd)

- Those students studying the GCSE in Combined Science should buy the revision guides stating Combined Science, not the individual Biology, Chemistry and Physics.

## Top revision and exam tips

- Learn the key scientific terms in each topic and their definitions.
- Practise exam questions are an excellent way of checking your knowledge. Use mark schemes to help you identify your areas of weakness, and to give you a model answer.
- Complete Seneca assignments - this would greatly improve your recall of the scientific facts.

## How parents can help students prepare for the exam

- Encouragement to revise for their end of unit tests.
- Provide them with a quiet place to revise and complete past paper questions.
- Provide them with revision resources such as revision cards, and revision guides.

# SEPARATE SCIENCE

## Exam Board: EDEXCEL

### Content to be examined

- In the Separate Sciences (Biology, Chemistry and Physics) we are following the EDEXCEL scheme of work
- In Biology the content is split up into different topics which cover a range of aspects of Biology including Cells, Human Biology, Plants, and Ecology.
- In Chemistry there are different topics covering a range of topics including Atomic structure, Bonding, Chemical reactions, and Earth and Atmospheric Science.
- In Physics the content is split up into different topics covering different aspects such as Energy, Forces, Electricity, and Particle model.

### Assessment structure

- During Year 10 there are end of topic assessments to assess the content of each of the topics, and to inform our students on which parts of the individual topics that they need to revisit. There is also an end of year assessment.
- For the GCSE examinations in the separate GCSEs in Biology, Chemistry and Physics, the content is split up in to 2 papers for each of Biology, Chemistry and Physics.
- Each paper is:
  - 40% factual recall,
  - 40% application of knowledge,
  - 20% analysis of information e.g. graphs, tables of data.

### NEA completed

- N/A

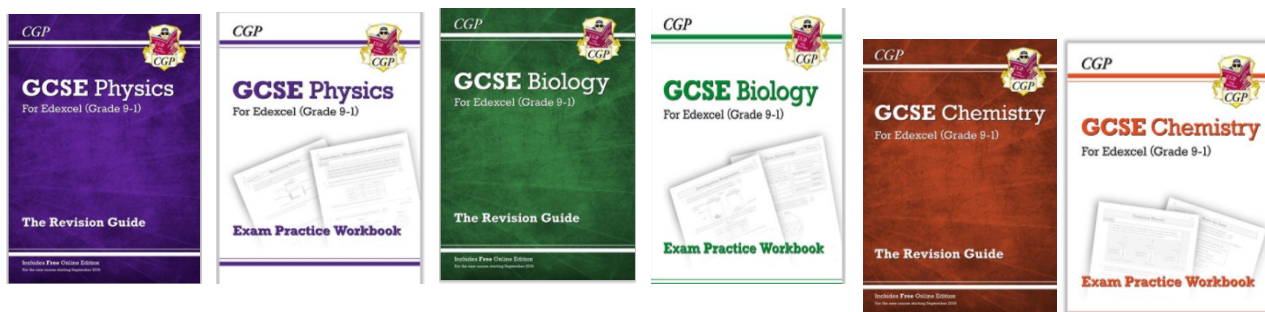
### NEA still to complete

- N/A

### Useful websites

- <https://qualifications.pearson.com/en/qualifications/edexcel-gcses/sciences-2016.html>
- <https://senecalearning.com/en-GB/>
- <https://www.bbc.co.uk/bitesize/levels/z98jmp3>

### Other useful revision resources



- CGP Revision guides and Exam practice workbooks - these are available in foundation and higher level for the separate Biology, Chemistry and Physics.

# SEPARATE SCIENCE (cont'd)

## Top revision and exam tips

- Learn the key scientific terms in each topic and their definitions.
- Practise exam questions are an excellent way of checking your knowledge. Use mark schemes to help you identify your areas of weakness, and to give you a model answer.
- Complete Seneca assignments—this will greatly improve your recall of the scientific facts.

## How parents can help students prepare for the exam

- Encouragement to revise for their end of unit tests.
- Provide them with a quiet place to revise and complete past paper questions.
- Provide them with revision resources such as revision cards, and revision guides.



# STEPS

## **ASDAN qualifications - Short Courses - Adventure & Residential, Personal Development Programme - Bronze Duke of Edinburgh Award Scheme**

### **Food Hygiene Level 1**

To achieve short course qualifications, students need to complete a selection of challenges to complete credits. These credits are made up of A challenges (4 tasks) and B challenges (2 longer tasks)

#### **Content/coursework to cover**

- Adventure and Residential Module 1A (all) residential preparation, First aid
- Adventure and Residential Module 1B (all) Residential trip
- Adventure and Residential Module 2 (half) Evaluation
- D of E Expedition/skills/physical
- Communication Module 1
- Sports and Leisure Module 3
- My Environment Module 5
- Food Hygiene Level 1

#### **Top revision and exam tips**

- There are no exams for this qualification





**The Gilbert School,  
Brinkley Lane,  
Colchester,  
Essex, CO4 9PU**

**Tel: 01206 842211  
Fax: 01206 854756**